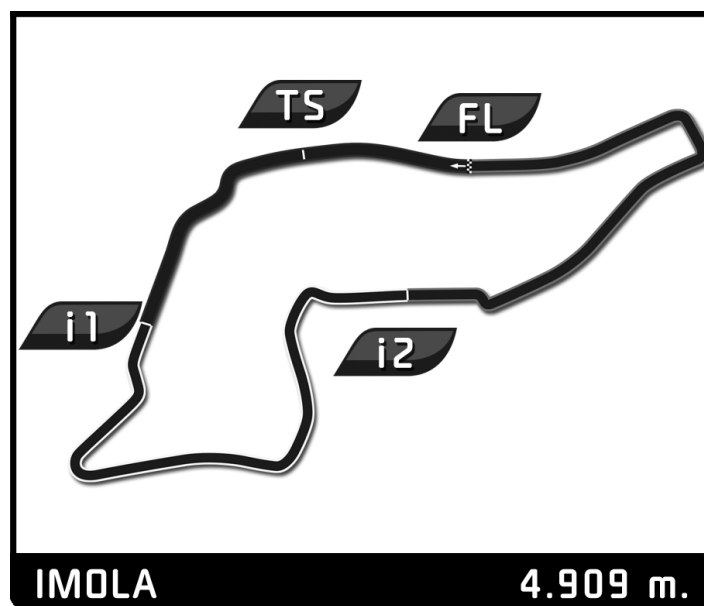


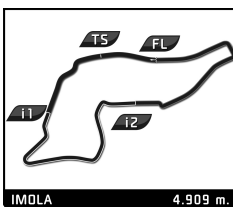
Gruppo Peroni Race

11-12.07.2020

Campionato Italiano Autostoriche

Results Booklet





Campionato Italiano Autostoriche

Gruppo Peroni Race 11-12.07.2020

Qualifying

Final Classification

No Drivers	Team	Car	Cl.	Time	Lap Total	Gap	Kph
1 156 M. MASSAGLIA	TEAM BASSANO	Porsche 935 Turbo	Periodo H2	1:55.466	10 10	- -	153.1
2 176 V. TRUGLIA / G. GIOVANNINI		TVR Tuscan Speed 8 GT	Periodo J2	2:03.049	3 12	+7.583 +7.583	143.6
3 39 M. PANINI / A. PERGREFFI	CIRCOLO DELLA BIELLA	Ginetta G12	Periodo GR	2:04.324	3 10	+8.858 +1.275	142.1
4 8 C. GIUDICE / G. GIUDICI		A.R. 75	Periodo J2	2:05.293	2 3	+9.827 +0.969	141.0
5 149 M. RONCONI / G. GULINELLI	TEAM ITALIA	Porsche 930	Periodo H2	2:05.304	3 5	+9.838 +0.011	141.0
6 94 G. CORAZZARI / P. CORAZZARI	SC. TAZIO NUVOLARI	Ford Escort MKI	Periodo G2	2:07.899	6 9	+12.433 +2.595	138.2
7 141 R. ARNALDI		A.R. GTAm	Periodo H2	2:08.330	10 10	+12.864 +0.431	137.7
8 166 F. LIBERATORE / F. ZADOTTI	SC. DEL GRIFONE	A.R. 75	Periodo J2	2:08.464	3 9	+12.998 +0.134	137.6
9 138 A. TESSARO		Fiat X1/9	Periodo H2	2:09.713	4 13	+14.247 +1.249	136.2
10 115 A. CABIANCA / M. FRATTI	SC. AB MOTORSPORT	Porsche 911 3.0	Periodo H2	2:10.577	3 3	+15.111 +0.864	135.3
11 165 P. PIETRINI / R. SAPUPPO	SCUDERIA ETNA	Ford Sierra Cosworth	Periodo J2	2:13.615	9 10	+18.149 +3.038	132.3
12 106 G. SERIO / F. PANTALEO	SC. AB MOTORSPORT	A.R. Giulia Sprint GTA	Periodo G2	2:15.325	3 11	+19.859 +1.710	130.6
13 174 G. BOSSOLI / F. BOSSOLI		Porsche 944 Turbo	Periodo J2	2:17.282	6 10	+21.816 +1.957	128.7
14 99 M. DEL NIBBIO / A. CASTRONOVO		BMW 2002 Ti	Periodo G2	2:18.433	4 10	+22.967 +1.151	127.7
15 169 M. QUARESIMA		Maserati Biturbo	Periodo J2	2:18.668	3 3	+23.202 +0.235	127.4
16 133 F. MARAZZI		Porsche 911 SC	Periodo H2	2:18.728	9 11	+23.262 +0.060	127.4
17 108 A. ZANNONI	TAZIO NUVOLARI	Porsche 914/6	Periodo G2	2:19.014	5 8	+23.548 +0.286	127.1
18 107 A. DAMIANI / R. BENUSIGLIO	AB MOTORSPORT	Porsche 911 S	Periodo G2	2:20.624	5 12	+25.158 +1.610	125.7
19 150 G. GAROFALO / D. GUAGLIARDO		Porsche 911 RSR	Periodo H2	2:21.988	8 8	+26.522 +1.364	124.5
20 126 T. GIOVANNINI / M. RIGONI		Fiat Ritmo 65	Periodo H2	2:22.261	10 11	+26.795 +0.273	124.2
21 151 G. CECCHINI	GRT Motorsport	BMW 635	Periodo H2	2:22.433	13 13	+26.967 +0.172	124.1
22 104 G. PUTELLI		Lotus Elan	Periodo G2	2:23.067	5 5	+27.601 +0.634	123.5
23 72 E. GERARDI		Ford Sierra Cosworth	Periodo J2	2:23.561	6 8	+28.095 +0.494	123.1
24 158 G. BASSI		Peugeot 205 GTi	Periodo J2	2:25.273	9 12	+29.807 +1.712	121.6
25 168 E. GUASTI	GRT Motorsport	A.R. 75	Periodo J2	2:30.243	2 2	+34.777 +4.970	117.6
26 52 G. CROCCHINI / M. TANI	VALDELSA CLASSIC	A.R. Alfasud Ti	Periodo G2	2:35.576	11 11	+40.110 +5.333	113.6
27 43 R. LODI		A.R. GT 1.3	Periodo G1	2:39.868	9 11	+44.402 +4.292	110.5
28 64 L. PAPA		Fiat 128	Periodo G2	2:41.853	9 10	+46.387 +1.985	109.2
29 7 R. LONARDI / G. CORTELLAZZI	SC. AB MOTORSPORT	A.R. Giulietta Ti	Periodo E -	2:44.212	2 5	+48.746 +2.359	107.6
30 92 M. MONTANARO	GRT MOTORSPORT	BMW 2002	Periodo G2	2:50.311	10 10	+54.845 +6.099	103.8
31 20 M. MILLA / M. LUPOLI	SC. VESUVIO	A.R. Giulietta Ti	Periodo E -	2:57.821	2 9	+1:02.355 +7.510	99.4
32 97 "BLUEMAX" / F. DE BEAUMONT	SC. VESUVIO	A.R. GTAm	Periodo G2				
33 112 M. LODI		Porsche 911 3.0	Periodo H2				
34 175 G. AMBROSO / D. ZARDO	TEAM ITALIA	BMW 323i	Periodo J2				

■ *Disqualified*

142 C. TURIZIO / F. TURIZIO	SC. VESUVIO	Fiat 128 Coupè	Periodo H2	2:05.928	3 10		140.3
-----------------------------	-------------	----------------	------------	-----------------	------	--	-------

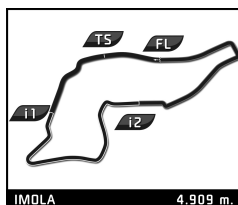
Fastest Lap:	Lap 10	Mario MASSAGLIA	1:55.466	153.1 Kph
---------------------	--------	-----------------	-----------------	-----------

CAR #142 DELETED ALL LAP TIMES DUE TO STEWARDS DECISION NR. 6

Published at:

Track Status: **DRY**

Stewards:	Timekeeper: Rapi Andrea
------------------	---------------------------------------



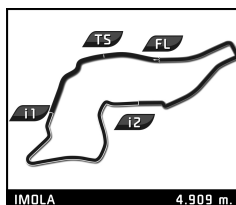
Campionato Italiano Autostoriche

Gruppo Peroni Race 11-12.07.2020

Qualifying

Best Sector Times

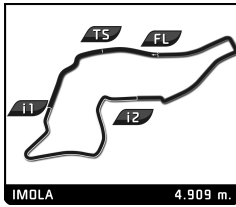
Sector 1		Sector 2		Sector 3		No Team	Class	Ideal Lap	Best Lap
No Driver	Time	No Driver	Time	No Driver	Time				
1	156 M.MASSAGLIA	24.160	156 M.MASSAGLIA	38.428	156 M.MASSAGLIA	52.542	1 156 TEAM BASSANO	1:55.130	1:55.466 (1)
2	149 M.RONCONI	24.874	176 V.TRUGLIA	40.276	176 V.TRUGLIA	55.789	2 176	2:02.143	2:03.049 (2)
3	8 C.GIUDICE	25.436	142 C.TURIZIO	40.303	149 M.RONCONI	56.339	3 149 TEAM ITALIA	2:02.491	2:05.304 (5)
4	176 V.TRUGLIA	26.078	39 M.PANINI	40.718	39 M.PANINI	56.974	4 39 CIRCOLO DELLA BIELLA	2:04.324	2:04.324 (3)
5	39 M.PANINI	26.632	138 A.TESSARO	41.201	142 C.TURIZIO	57.846	5 8	2:04.826	2:05.293 (4)
6	166 F.LIBERATORE	27.034	8 C.GIUDICE	41.256	8 C.GIUDICE	58.134	6 142 SC. VESUVIO	2:05.650	2:05.928 (6)
7	94 G.CORAZZARI	27.143	149 M.RONCONI	41.278	141 R.ARNALDI	58.685	7 94 SC. TAZIO NUVOLARI	2:07.670	2:07.899 (7)
8	141 R.ARNALDI	27.479	94 G.CORAZZARI	41.526	94 G.CORAZZARI	59.001	8 141	2:07.937	2:08.330 (8)
9	142 C.TURIZIO	27.501	141 R.ARNALDI	41.773	166 F.LIBERATORE	59.355	9 166 SC. DEL GRIFONE	2:08.464	2:08.464 (9)
10	115 A.CABIANCA	27.771	166 F.LIBERATORE	42.075	115 A.CABIANCA	59.638	10 138	2:09.272	2:09.713 (10)
11	165 P.PIETRINI	28.058	115 A.CABIANCA	43.168	150 G.GAROFALO	59.950	11 115 SC. AB MOTORSPORT	2:10.577	2:10.577 (11)
12	138 A.TESSARO	28.086	165 P.PIETRINI	43.514	138 A.TESSARO	59.985	12 165 SCUDERIA ETNA	2:12.942	2:13.615 (12)
13	106 G.SERIO	29.042	106 G.SERIO	43.677	165 P.PIETRINI	1:01.370	13 150	2:14.887	2:21.988 (20)
14	169 M.QUARESIMA	29.250	150 G.GAROFALO	44.273	106 G.SERIO	1:02.311	14 106 SC. AB MOTORSPORT	2:15.030	2:15.325 (13)
15	133 F.MARAZZI	29.469	169 M.QUARESIMA	44.904	174 G.BOSSOLI	1:02.390	15 174	2:17.063	2:17.282 (14)
16	174 G.BOSSOLI	29.473	99 M.DEL NIBBIO	45.176	108 A.ZANNONI	1:02.936	16 169	2:17.573	2:18.668 (16)
17	108 A.ZANNONI	29.645	174 G.BOSSOLI	45.200	99 M.DEL NIBBIO	1:03.029	17 99	2:18.055	2:18.433 (15)
18	99 M.DEL NIBBIO	29.850	126 T.GIOVANNINI	45.447	133 F.MARAZZI	1:03.062	18 133	2:18.299	2:18.728 (17)
19	72 E.GERARDI	29.912	107 A.DAMIANI	45.521	169 M.QUARESIMA	1:03.419	19 108 TAZIO NUVOLARI	2:18.493	2:19.014 (18)
20	107 A.DAMIANI	29.928	133 F.MARAZZI	45.768	107 A.DAMIANI	1:04.751	20 107 AB MOTORSPORT	2:20.200	2:20.624 (19)
21	151 G.CECCHINI	30.220	108 A.ZANNONI	45.912	126 T.GIOVANNINI	1:05.126	21 104	2:21.935	2:23.067 (23)
22	104 G.PUTELLI	30.391	104 G.PUTELLI	45.999	104 G.PUTELLI	1:05.545	22 126	2:22.101	2:22.261 (21)
23	150 G.GAROFALO	30.664	151 G.CECCHINI	46.461	151 G.CECCHINI	1:05.752	23 151 GRT Motorsport	2:22.433	2:22.433 (22)
24	158 G.BASSI	30.907	72 E.GERARDI	47.027	158 G.BASSI	1:06.261	24 72	2:23.266	2:23.561 (24)
25	126 T.GIOVANNINI	31.528	158 G.BASSI	47.045	72 E.GERARDI	1:06.327	25 158	2:24.213	2:25.273 (25)
26	168 E.GUASTI	31.880	168 E.GUASTI	48.505	168 E.GUASTI	1:08.180	26 168 GRT Motorsport	2:28.565	2:30.243 (26)
27	52 G.CROCCHINI	33.758	52 G.CROCCHINI	50.082	52 G.CROCCHINI	1:11.593	27 52 VALDELSA CLASSIC	2:35.433	2:35.576 (27)
28	64 L.PAPA	34.614	43 R.LODI	50.845	43 R.LODI	1:12.528	28 43	2:38.481	2:39.868 (28)
29	7 R.LONARDI	34.665	64 L.PAPA	52.541	64 L.PAPA	1:12.963	29 64	2:40.118	2:41.853 (29)
30	43 R.LODI	35.108	7 R.LONARDI	54.294	7 R.LONARDI	1:15.253	30 7 SC. AB MOTORSPORT	2:44.212	2:44.212 (30)
31	92 M.MONTANARO	36.968	92 M.MONTANARO	56.871	92 M.MONTANARO	1:16.241	31 92 GRT MOTORSPORT	2:50.080	2:50.311 (31)
32	20 M.MILLA	38.083	20 M.MILLA	57.824	20 M.MILLA	1:21.914	32 20 SC. VESUVIO	2:57.821	2:57.821 (32)



Campionato Italiano Autostoriche Gruppo Peroni Race 11-12.07.2020 Qualifying

Best Top Speed

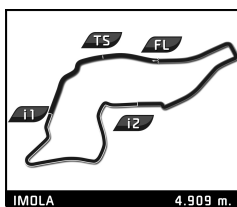
Team	Car	Class	Top Speed	Top 1 Kph Lap	Top 2 Kph Lap	Top 3 Kph Lap	Top 4 Kph Lap	Top 5 Kph Lap	Avg					
156 TEAM BASSANO	Porsche 935 Turbo	Periodo H2/I	M. MASSAGLIA	258.1	4	253.8	5	250.8	10	224.7	3	223.3	2	242,1
39 CIRCOLO DELLA BIELLA	Ginetta G12	Periodo GR	M. PANINI	224.7	3	218.2	2	216.4	8	216.0	9	206.3	6	216,3
8	A.R. 75	Periodo J2	I. C. GIUDICE	222.4	3	216.4	2	111.9	1					183,6
174	Porsche 944 Turbo	Periodo J2	I. G. BOSSOLI	220.0	4	199.7	5	198.2	9	197.5	6	194.9	10	202,1
115 SC. AB MOTORSPORT	Porsche 911 3.0	Periodo H2/I	A. CABIANCA	216.9	3	191.7	2	126.8	1					178,5
166 SC. DEL GRIFONE	A.R. 75	Periodo J2	J.F.	216.0	3	207.5	4	194.9	2	175.8	5	171.3	9	193,1
141	A.R. GTAm	Periodo H2/I	R. ARNALDI	214.3	2	209.6	9	209.6	8	208.3	10	205.9	5	209,5
165 SCUDERIA ETNA	Ford Sierra Cosworth	Periodo J2	I.P. PIETRINI	214.3	6	213.8	4	213.4	3	213.4	5	211.7	2	213,3
176	TVR Tuscan Speed 8 GT	Periodo J2	I.V. TRUGLIA	213.8	4	210.4	5	203.1	3	195.3	12	182.2	8	201,0
94 SC. TAZIO NUVOLARI	Ford Escort MKI	Periodo G2/H	G. CORAZZARI	211.3	9	210.4	5	209.2	6	205.1	3	168.0	7	200,8
142 SC. VESUVIO	Fiat 128 Coupè	Periodo H2/I	C. TURIZIO	207.9	4	205.5	3	204.3	2	202.4	10	202.4	8	204,5
107 AB MOTORSPORT	Porsche 911 S	Periodo G2/H	A. DAMIANI	203.1	10	198.2	3	196.0	11	195.6	5	194.6	4	197,5
169	Maserati Biturbo	Periodo J2	J.M.	201.6	2	187.3	3	95.4	1					161,4
72	Ford Sierra Cosworth	Periodo J2	E. GERARDI	199.3	6	198.2	5	196.0	7	192.8	3	192.8	4	195,8
108 TAZIO NUVOLARI	Porsche 914/6	Periodo G2/H	A. ZANNONI	197.8	3	196.0	8	192.4	5	175.5	2	161.3	4	184,6
133	Porsche 911 SC	Periodo H2/I	F. MARAZZI	197.1	9	196.4	6	193.5	10	189.7	11	188.7	5	193,1
138	Fiat X1/9	Periodo H2/I	A. TESSARO	197.1	2	194.6	3	194.6	4	193.1	11	192.4	5	194,4
151 GRT Motorsport	BMW 635	Periodo H2/I	G. CECCHINI	192.8	3	192.4	6	192.4	10	190.7	13	190.4	5	191,7
99	BMW 2002 Ti	Periodo G2/H	M. DEL NIBBIO	191.7	2	190.0	3	189.3	5	188.7	4	187.7	6	189,5
106 SC. AB MOTORSPORT	A.R. Giulia Sprint GTA	Periodo G2/H	G. SERIO	191.7	3	189.3	11	189.0	6	188.7	2	188.0	9	189,3
149 TEAM ITALIA	Porsche 930	Periodo H2/I	M. RONCONI	191.0	3	177.9	2	173.5	4	103.1	1	98.5	5	148,8
158	Peugeot 205 GTi	Periodo J2	G. BASSI	188.7	12	187.0	8	186.7	6	186.3	10	186.3	9	187,0
150	Porsche 911 RSR	Periodo H2/I	G. GAROFALO	186.3	8	186.0	2	185.0	6	180.9	4	179.4	3	183,5
104	Lotus Elan	Periodo G2/H	G. PUTELLI	185.4	4	183.7	5	153.2	2	126.0	3	107.9	1	151,2
168 GRT Motorsport	A.R. 75	Periodo J2	E. GUASTI	167.7	2	101.9	1							134,8
126	Fiat Ritmo 65	Periodo H2/I	T. GIOVANNINI	164.3	3	164.3	8	164.1	4	163.6	10	163.3	11	163,9
7 SC. AB MOTORSPORT	A.R. Giulietta Ti	Periodo E - T	R. LONARDI	160.6	2	152.1	3	139.4	5	105.3	1	98.3	4	131,1
64	Fiat 128	Periodo G2/H	L. PAPA	157.7	10	154.3	4	154.1	3	154.1	9	154.1	8	154,9
52 VALDELSA CLASSIC	A.R. Alfasud Ti	Periodo G2/H	G. CROCCHINI	157.3	9	157.3	8	156.8	6	156.6	11	155.6	3	156,7
43	A.R. GT 1.3	Periodo G1	R. LODI	152.1	8	151.6	10	150.6	9	150.3	4	148.2	3	150,6
20 SC. VESUVIO	A.R. Giulietta Ti	Periodo E - T	M. MILLA	148.0	3	147.6	2	140.0	8	139.1	9	135.0	5	141,9
92 GRT MOTORSPORT	BMW 2002	Periodo G2/H	M. MONTANARO	146.4	10	144.4	9	142.3	8	136.2	5	133.5	7	140,6
97 SC. VESUVIO	A.R. GTAm	Periodo G2/H												
112	Porsche 911 3.0	Periodo H2/I												
175 TEAM ITALIA	BMW 323i	Periodo J2 - I												



Campionato Italiano Autostoriche
Gruppo Peroni Race 11-12.07.2020
Qualifying

Fastest Lap Sequence

Elapsed	No Team	Car	Class	Driver	Time	Kph	Lap
4:59.206	149 TEAM ITALIA	Porsche 930	Periodo 1031 - SL/oltre 2000	Massimo RONCONI	2:10.731	135.2	2
5:01.731	8	A.R. 75	Periodo 02 - IC MSA/2000	Claudio GIUDICE	2:05.293	141.0	2
7:07.182	39 CIRCOLO DELLA BIELLA	Ginetta G12	Periodo 08 - GT/1800	Matteo PANINI	2:04.324	142.1	3
8:00.548	176	TVR Tuscan Speed 8 GT		Vito TRUGLIA	2:03.049	143.6	3
14:07.197	156 TEAM BASSANO	Porsche 935 Turbo	Periodo 1031 - SL/oltre 2000	Mario MASSAGLIA	1:58.065	149.7	3
16:05.039	156 TEAM BASSANO	Porsche 935 Turbo	Periodo 1031 - SL/oltre 2000	Mario MASSAGLIA	1:57.842	150.0	4
39:11.029	156 TEAM BASSANO	Porsche 935 Turbo	Periodo 1031 - SL/oltre 2000	Mario MASSAGLIA	1:55.466	153.1	10

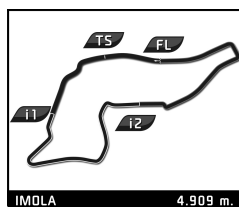


Campionato Italiano Autostoriche Gruppo Peroni Race 11-12.07.2020 Qualifying

Sector Analysis

— Invalidated Lap
■ Personal Best
■ Session Best
■ Crossing the finish line in the pit lane

Lap	D	Time	Sector 1	Sector 2	Sector 3	T.Spd	Elapsed	Lap	D	Time	Sector 1	Sector 2	Sector 3	T.Spd	Elapsed	
7	SC. AB MOTORSPORT 1.Roberto LONARDI 2.Giorgio CORTELLAZZI							A.R. Giulietta Ti iolo E - T/1300								
	1	1	10:16.581	8:03.291	55.532	1:17.758	105.3	10:16.581	11	1	2:45.905	36.199	53.896	1:15.810	146.8	38:11.740
	2	1	2:44.212	34.665	54.294	1:15.253	160.6	13:00.793	52	1	3:32.027	1:21.202	54.370	1:16.455	92.8	3:32.027
	3	1	11:51.041	B 36.226	55.852	...	152.1	24:51.834	2	1	2:44.357	37.400	53.253	1:13.704	150.1	6:16.384
	4	1	3:16.448	57.851	59.634	1:18.963	98.3	28:08.282	3	1	2:39.366	35.100	51.090	1:13.176	155.6	8:55.750
	5	1	2:49.591	37.164	56.942	1:15.485	139.4	30:57.873	4	1	4:16.331	B 35.262	50.672	2:50.397	155.0	13:12.081
8	A.R. 75 1.Claudio GIUDICE 2.Gianni GIUDICI							- IC IMSA/2500								
	1	1	2:56.438	1:09.760	46.710	59.968	111.9	2:56.438	5	1	2:59.800	52.409	54.354	1:13.037	95.4	16:11.881
	2	1	2:05.293	25.903	41.256	58.134	216.4	5:01.731	6	1	8:09.902	B 57.985	1:44.321	5:27.596	156.8	24:21.783
	3	1	2:15.366	25.436	41.606	1:08.324	222.4	7:17.097	7	1	3:04.686	55.058	57.684	1:11.944	84.5	27:26.469
20	SC. VESUVIO 1.Marco MILLA 2.Massimo LUPOLI							A.R. Giulietta Ti iolo E - T/1300								
	1	1	3:35.712	1:09.941	1:02.178	1:23.593	88.5	3:35.712	8	1	2:39.060	33.759	51.322	1:13.979	157.3	30:05.529
	2	1	2:57.821	38.083	57.824	1:21.914	147.6	6:33.533	9	1	2:46.024	33.948	50.082	1:21.994	157.3	32:51.553
	3	1	5:21.766	B 38.248	57.944	3:45.574	148.0	11:55.299	10	1	2:46.669	39.662	53.745	1:13.262	125.6	35:38.222
	4	1	3:34.592	1:01.408	1:04.962	1:28.222	92.3	15:29.891	11	1	2:35.576	33.758	50.225	1:11.593	156.6	38:13.798
	5	1	10:15.901	B 41.165	1:05.193	8:29.543	135.0	25:45.792	64 Fiat 128 1.Loris Antonio PAPA i2/H1 - TC/1150							
	6	1	3:33.852	1:00.295	1:03.492	1:30.065	90.5	29:19.644								
	7	1	3:04.939	42.070	59.791	1:23.078	130.7	32:24.583								
	8	1	3:04.053	39.356	1:00.300	1:24.397	140.0	35:28.636								
	9	1	3:03.575	39.281	59.688	1:24.606	139.1	38:32.211								
1	1	3:56.959	1:38.956	1:00.184	1:17.819	93.2	3:56.959									
2	1	2:44.992	36.800	53.342	1:14.850	151.6	6:41.951									
3	1	2:45.334	35.317	53.268	1:16.749	154.1	9:27.285									
4	1	5:17.999	B 36.166	52.725	3:49.108	154.3	14:45.284									
5	1	7:04.724	B 51.465	56.924	5:16.335	103.6	21:50.008									
6	1	5:28.618	3:13.647	57.541	1:17.430	100.2	27:18.626									
7	1	2:48.921	36.005	55.825	1:17.091	149.3	30:07.547									
8	1	2:50.109	35.827	57.028	1:17.254	154.1	32:57.656									
9	1	2:41.853	36.349	52.541	1:12.963	154.1	35:39.509									
10	1	2:42.997	34.614	54.482	1:13.901	157.7	38:22.506									
39	CIRCOLO DELLA BIELLA 1.Matteo PANINI 2.Andrea PERGREFFI							Ginetta G12 GR - GTP/1600								
	1	1	2:56.350	1:00.207	49.465	1:06.678	101.4	2:56.350	72 Ford Sierra Cosworth i2 - A/oltre 2000							
	2	1	2:06.508	27.247	40.780	58.481	218.2	5:02.858								
	3	1	2:04.324	26.632	40.718	56.974	224.7	7:07.182								
	4	1	4:40.135	B 31.307	50.356	3:18.472	187.7	11:47.317								
	5	1	2:40.494	51.446	44.622	1:04.426	112.0	14:27.811								
	6	1	2:52.506	B 28.560	46.124	1:37.822	206.3	17:20.317								
	7	1	9:15.940	7:24.091	49.350	1:02.499	108.6	26:36.257								
	8	1	2:10.264	27.576	43.273	59.415	216.4	28:46.521								
	9	1	2:13.900	28.047	43.624	1:02.229	216.0	31:00.421								
	10	1	2:40.509	36.011	54.269	1:10.229	147.0	33:40.930								
1	1	5:16.284	2:39.768	1:05.273	1:31.243	87.8	5:16.284									
2	1	3:08.512	43.104	1:02.121	1:23.287	114.4	8:24.796									
3	1	3:04.899	41.731	1:00.997	1:22.171	120.1	11:29.695									
4	1	3:00.898	39.956	59.499	1:21.443	123.5	14:30.593									
5	1	5:15.259	B 38.328	59.656	3:37.275	136.2	19:45.852									
6	1	7:48.792	5:17.341	1:03.831	1:27.620	97.0	27:34.644									
7	1	2:55.642	38.877	58.964	1:17.801	133.5	30:30.286									
8	1	2:54.991	38.637	58.494	1:17.860	142.3	33:25.277									
9	1	2:50.850	37.251	57.358	1:16.241	144.4	36:16.127									
10	1	2:50.311	36.968	56.871	1:16.472	146.4	39:06.438									
43	A.R. GT 1.3 1.Riccardo LODI							o G1 - TC/1300								
	1	1	3:53.614	1:38.696	56.751	1:18.167	95.7	3:53.614	92 GRT MOTORSPORT 1.Mario MONTANARO i2/H1 - TC/2000							
	2	1	2:44.465	36.957	52.538	1:14.970	146.6	6:38.079								
	3	1	2:44.853	36.907	52.291	1:15.655	148.2	9:22.932								
	4	1	2:39.975	35.826	50.845	1:13.304	150.3	12:02.907								
	5	1	2:42.162	36.511	53.123	1:12.528	145.6	14:45.069								
	6	1	9:41.159	B 36.130	1:10.713	7:54.316	147.8	24:26.228								
	7	1	2:56.784	49.921	52.578	1:14.285	...	27:23.012								
	8	1	2:40.471	35.108	51.574	1:13.789	152.1	30:03.483								
	9	1	2:39.868	35.614	51.322	1:12.932	150.6	32:43.351								
	10	1	2:42.484	35.489	51.781	1:15.214	151.6	35:25.835								

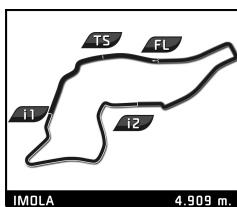


Campionato Italiano Autostoriche Gruppo Peroni Race 11-12.07.2020 Qualifying

Sector Analysis

— Invalidated Lap
 ■ Personal Best
 ■ Session Best
 ■ Crossing the finish line in the pit lane

Lap	D	Time	Sector 1	Sector 2	Sector 3	T.Spd	Elapsed	Lap	D	Time	Sector 1	Sector 2	Sector 3	T.Spd	Elapsed	
94	SC. TAZIO NUVOLARI Ford Escort MKI															
	1.Gisberto CORAZZARI /2/H1 - TC/2000															
	2.Piero CORAZZARI															
	1	1	3:45.121	1:32.153	57.864	1:15.104	89.5	3:45.121	3	1	2:22.018	30.233	46.172	1:05.613	198.2	8:52.071
	2	1	2:39.022	36.863	54.371	1:07.788	144.0	6:24.143	4	1	2:24.600	30.719	46.357	1:07.524	194.6	11:16.671
	3	1	2:33.520	27.876	42.490	1:23.154	205.1	8:57.663	5	1	2:20.624	29.928	45.693	1:05.003	195.6	13:37.295
	4	1	2:24.463	32.589	46.285	1:05.589	161.3	11:22.126	6	1	4:31.489B	33.900	52.666	3:04.923	158.0	18:08.784
	5	1	2:09.599	27.621	42.795	59.183	210.4	13:31.725	7	1	8:39.142	6:43.270	49.140	1:06.732	112.1	26:47.926
	6	1	2:07.899	27.248	41.526	59.125	209.2	15:39.624	8	1	2:24.066	30.462	46.820	1:06.784	192.1	29:11.992
	7	1	9:00.539B	31.386	53.428	7:35.725	168.0	24:40.163	9	1	2:21.806	31.534	45.521	1:04.751	193.5	31:33.798
99	BMW 2002 Ti /2/H1 - TC/2000															
	1.Massimiliano DEL NIBBIO															
	2.Andrea CASTRONOVO															
	1	1	3:08.272	1:06.137	52.497	1:09.638	92.9	3:08.272	10	1	2:24.364	30.772	47.126	1:06.466	203.1	33:58.162
	2	1	2:20.517	30.507	45.673	1:04.337	191.7	5:28.789	11	1	2:26.580	30.965	46.494	1:09.121	196.0	36:24.742
	3	1	2:24.127	29.850	48.622	1:05.655	190.0	7:52.916	12	1	2:23.897	30.594	47.405	1:05.898	194.2	38:48.639
	4	1	2:18.433	30.228	45.176	1:03.029	188.7	10:11.349								
	5	1	2:18.810	29.865	45.207	1:03.738	189.3	12:30.159								
	6	1	4:45.228B	30.096	47.425	3:27.707	187.7	17:15.387								
	7	1	9:31.076	7:29.813	53.158	1:08.105	108.8	26:46.463								
104	Lotus Elan /H1 - GTS/1600															
	1.Giovanni PUTELLI															
	1	1	4:19.348	2:20.004	51.386	1:07.958	107.9	4:19.348								
	2	1	3:52.757B	35.581	56.216	2:20.960	153.2	8:12.105								
	3	1	2:36.660	44.597	46.518	1:05.545	126.0	10:48.765								
	4	1	2:29.987	30.581	46.035	1:13.371	185.4	13:18.752								
106	SC. AB MOTORSPORT A.R. Giulia Sprint GTA /H1 - GTS/1600															
	1.Giovanni SERIO															
	2.Francesco PANTALEO															
	1	1	3:00.829	1:04.496	50.934	1:05.399	93.1	3:00.829								
	2	1	2:19.026	29.355	45.418	1:04.253	188.7	5:19.855								
	3	1	2:15.325	29.042	43.677	1:02.606	191.7	7:35.180								
	4	1	2:19.318	30.216	46.390	1:02.712	187.0	9:54.498								
	5	1	2:16.174	29.684	44.179	1:02.311	186.0	12:10.672								
	6	1	3:51.079B	30.099	51.041	2:29.939	189.0	16:01.751								
	7	1	13:09.848B	8:38.033	51.655	3:40.160	114.1	29:11.599								
	8	1	2:41.444	48.860	48.067	1:04.517	130.0	31:53.043								
107	AB MOTORSPORT Porsche 911 S /H1 - GTS/2000															
	1.Andrea DAMIANI															
	2.Renato BENUSIGLIO															
	1	1	4:06.510	2:08.709	50.138	1:07.663	102.2	4:06.510								
	2	1	2:23.543	30.722	46.506	1:06.315	189.7	6:30.053								
	108	TAZIO NUVOLARI Porsche 914/6 /H1 - GTS/2000														
		1.Andrea ZANNONI														
		1	1	3:07.323	1:02.876	53.927	1:10.520	94.9	3:07.323							
		2	1	2:23.112	32.416	46.591	1:04.105	175.5	5:30.435							
		3	1	2:22.797	29.810	47.628	1:05.359	197.8	7:53.232							
		4	1	2:34.361	34.264	50.954	1:09.143	161.3	10:27.593							
5		1	2:19.014	30.166	45.912	1:02.936	192.4	12:46.607								
6		1	4:52.242B	35.754	56.992	3:19.496	160.9	17:38.849								
7		1	9:10.757	7:07.843	52.756	1:10.158	101.8	26:49.606								
8		1	2:22.807	29.645	46.461	1:06.701	196.0	29:12.413								
115	SC. AB MOTORSPORT Porsche 911 3.0 GTS/ oltre 2500															
	1.Andrea CABIANCA															
	2.Maurizio FRATTI															
	1	1	7:48.629	5:49.131	51.545	1:07.953	126.8	7:48.629								
126	Fiat Ritmo 65 /H2/I - TC/1300															
	1.Thomas GIOVANNINI															
	2.Michele RIGONI															
	1	1	4:31.895	2:33.925	49.159	1:08.811	89.3	4:31.895								
	2	1	2:25.160	31.745	45.859	1:07.556	162.8	6:57.055								
	3	1	2:22.332	31.551	45.617	1:05.164	164.3	9:19.387								
	4	1	4:16.669B	34.033	49.587	2:53.049	164.1	13:36.056								
	5	1	2:44.487	47.665	50.172	1:06.650	115.8	16:20.543								
	6	1	8:34.309B	1:04.525	1:35.338	5:54.446	68.8	24:54.852								
	7	1	2:47.617	50.950	49.105	1:07.562	107.7	27:42.469								
	8	1	2:35.709	31.695	46.789	1:17.225	164.3	30:18.178								
	9	1	2:24.038	31.528	45.804	1:06.706	163.3	32:42.216								
133	Porsche 911 SC - GT/oltre 2500															
	1.Filippo MARAZZI															
	1	1	3:28.386	1:27.039	51.833	1:09.514	105.6	3:28.386								
	2	1	2:21.402	30.978	46.453	1:03.971	163.1	5:49.788								
	3	1	2:20.737	29.853	46.306	1:04.578	181.2	8:10.525								
	4	1	2:22.910	29.836	46.519	1:06.555	183.7	10:33.435								
	5	1	2:23.958	29.779	47.060	1:07.119	188.7	12:57.393								
	6	1	2:19.069	29.843	46.164	1:03.062	196.4	15:16.462								
	7	1	8:53.454B	30.292	49.789	7:33.373	183.1	24:09.916								
	8	1	2:49.959	55.569	49.421	1:04.969	121.4	26:59.875								
	9	1	2:18.728	29.671	45.768	1:03.289	197.1	29:18.603								



Campionato Italiano Autostoriche Gruppo Peroni Race 11-12.07.2020 Qualifying

Sector Analysis

— Invalidated Lap
 ■ Personal Best
 ■ Session Best
 ■ Crossing the finish line in the pit lane

Lap	D	Time	Sector 1	Sector 2	Sector 3	T.Spd	Elapsed	Lap	D	Time	Sector 1	Sector 2	Sector 3	T.Spd	Elapsed
10	1	2:19.869	29.755	46.674	1:03.440	193.5	31:38.472								
11	1	2:35.995	33.577	53.926	1:08.492	189.7	34:14.467								

138 1.Andrea TESSARO
Fiat X1/9
H2/I - SIL/1600

1	1	3:06.347	1:18.278	45.830	1:02.239	113.1	3:06.347
2	1	2:13.190	28.327	42.120	1:02.743	197.1	5:19.537
3	1	2:10.154	28.310	41.684	1:00.160	194.6	7:29.691
4	1	2:09.713	28.086	41.201	1:00.426	194.6	9:39.404
5	1	3:42.449 B	28.086	42.765	2:31.598	192.4	13:21.853
6	1	2:33.995	46.152	45.551	1:02.292	131.8	15:55.848
7	1	3:31.716 B	30.766	53.791	2:07.159	191.4	19:27.564
8	1	7:11.035	5:22.190	47.101	1:01.744	122.4	26:38.599
9	1	2:10.898	28.390	42.523	59.985	191.4	28:49.497
10	1	2:11.107	28.174	41.894	1:01.039	192.1	31:00.604
11	1	2:17.133	31.552	44.892	1:00.689	193.1	33:17.737
12	1	2:10.744	28.190	41.822	1:00.732	187.0	35:28.481
13	1	2:10.058	28.105	41.948	1:00.005	191.0	37:38.539

141 1.Roberto ARNALDI
A.R. GTAm
H2/I - SIL/2000

1	1	5:02.286	3:09.027	47.978	1:05.281	104.5	5:02.286
2	1	2:08.568	28.102	41.773	58.693	214.3	7:10.854
3	1	3:28.514 B	32.518	48.830	2:07.166	162.3	10:39.368
4	1	2:28.069	43.612	43.866	1:00.591	137.1	13:07.437
5	1	2:08.731	27.479	42.567	58.685	205.9	15:16.168
6	1	9:58.906 B	33.252	52.507	8:33.147	150.8	25:15.074
7	1	2:39.103	51.008	46.360	1:01.735	116.7	27:54.177
8	1	2:10.512	27.554	42.770	1:00.188	209.6	30:04.689
9	1	2:09.071	27.634	42.377	59.060	209.6	32:13.760
10	1	2:08.330	27.519	41.998	58.813	208.3	34:22.090

142 SC. VESUVIO
1.Cosimo TURIZIO
2.Francesco TURIZIO
Fiat 128 Coupè
H2/I - SIL/1600

1	1	3:04.907	1:11.215	48.335	1:05.357	105.0	3:04.907
2	1	2:08.828	28.611	42.007	58.210	204.3	5:13.735
3	1	2:05.928	27.501	40.303	58.124	205.5	7:19.663
4	1	2:06.120	27.653	40.621	57.846	207.9	9:25.783
5	1	6:06.493 B	30.856	48.014	4:47.623	175.8	15:32.276
6	1	9:11.087 B	50.803	47.892	7:32.392	109.2	24:43.363
7	1	2:37.260	46.144	48.078	1:03.038	109.7	27:20.623
8	1	2:11.226	28.232	43.421	59.573	202.4	29:31.849
9	1	2:32.890	33.831	52.058	1:07.001	155.4	32:04.739
10	1	2:11.275	28.391	42.874	1:00.010	202.4	34:16.014

149 TEAM ITALIA
1.Massimo RONCONI
2.Giovanni GULINELLI
Porsche 930
- SIL/oltre 2000

1	1	2:48.475	55.872	50.804	1:01.799	103.1	2:48.475
2	1	2:10.731	29.862	43.204	57.665	177.9	4:59.206
3	1	2:05.304	27.274	41.691	56.339	191.0	7:04.510
4	1	4:56.284 B	30.574	43.443	3:42.267	173.5	12:00.794
5	1	2:25.942	47.118	41.278	57.546	98.5	14:26.736

150 Porsche 911 RSR
- SIL/oltre 2000
1.Giuseppe GAROFALO
2.Domenico GUAGLIARDO

1	1	2:56.920	58.471	50.676	1:07.773	95.3	2:56.920
2	1	2:27.968	30.664	48.976	1:08.328	186.0	5:24.888
3	1	2:35.753	33.195	49.051	1:13.507	179.4	8:00.641
4	1	4:47.747 B	33.058	52.039	3:22.650	180.9	12:48.388
5	1	2:46.581	50.763	48.013	1:07.805	114.2	15:34.969
6	1	13:32.528 B	33.135	55.456	...	185.0	29:07.497
7	1	2:32.075	47.852	44.273	59.950	145.0	31:39.572
8	1	2:21.938	30.669	45.929	1:05.390	186.3	34:01.560

151 GRT Motorsport
1.Gianluca CECCHINI
BMW 635
- SIL/oltre 2000

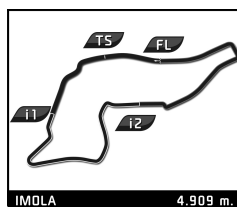
1	1	3:40.492	1:38.044	51.526	1:10.922	102.5	3:40.492
2	1	2:26.442	32.849	47.382	1:06.211	181.5	6:06.934
3	1	2:23.935	30.579	47.586	1:05.770	192.8	8:30.869
4	1	2:27.521	31.270	47.416	1:08.835	187.3	10:58.390
5	1	2:24.249	31.509	46.969	1:05.771	190.4	13:22.639
6	1	2:27.993	30.843	48.306	1:08.844	192.4	15:50.632
7	1	8:45.999 B	31.607	57.430	7:16.962	177.6	24:36.631
8	1	2:56.022	55.639	50.791	1:09.592	100.4	27:32.653
9	1	2:26.681	32.240	47.728	1:06.713	186.7	29:59.334
10	1	2:23.447	30.359	47.112	1:05.976	192.4	32:22.781
11	1	2:24.605	30.385	47.789	1:06.431		34:47.386
12	1	2:28.352	31.989	49.264	1:07.099	188.3	37:15.738
13	1	2:22.433	30.220	46.461	1:05.752	190.7	39:38.171

156 TEAM BASSANO
1.Mario MASSAGLIA
Porsche 935 Turbo
- SIL/oltre 2000

1	1	10:01.579	8:07.226	48.487	1:05.866	143.8	10:01.579
2	1	2:07.553	27.650	42.833	57.070	223.3	12:09.132
3	1	1:58.065	25.546	38.428	54.091	224.7	14:07.197
4	1	1:57.842	24.160	39.434	54.248	258.1	16:05.039
5	1	8:51.652 B	25.209	56.099	7:30.344	253.8	24:56.691
6	1	2:31.824	46.660	43.083	1:02.081	117.7	27:28.515
7	1	2:05.307	28.830	41.154	55.323	181.2	29:33.822
8	1	5:21.150 B	27.894	42.939	4:10.317	189.7	34:54.972
9	1	2:20.591	41.726	41.016	57.849	160.1	37:15.563
10	1	1:55.466	24.430	38.494	52.542	250.8	39:11.029

158 Peugeot 205 GTi
odo J2 - A/2000
1.Giovanni BASSI

1	1	3:39.096	1:34.538	54.351	1:10.207	95.9	3:39.096
2	1	2:31.829	34.315	49.672	1:07.842	171.3	6:10.925
3	1	2:27.596	31.749	47.532	1:08.315	182.2	8:38.521
4	1	3:02.475 B	31.810	48.414	1:42.251	186.0	11:40.996
5	1	3:09.683	1:15.601	47.689	1:06.393	105.4	14:50.679
6	1	3:37.834 B	31.012	48.460	2:18.362	186.7	18:28.513
7	1	8:26.926	6:24.496	52.919	1:09.511	114.2	26:55.439
8	1	2:26.870	31.423	47.824	1:07.623	187.0	29:22.309
9	1	2:25.273	30.907	47.922	1:06.444	186.3	31:47.582
10	1	2:26.598	31.230	47.681	1:07.687	186.3	34:14.180



Campionato Italiano Autostoriche Gruppo Peroni Race 11-12.07.2020 Qualifying

Sector Analysis

— Invalidated Lap
 ■ Personal Best
 ■ Session Best
 ■ Crossing the finish line in the pit lane

Lap	D	Time	Sector 1	Sector 2	Sector 3	T.Spd	Elapsed	Lap	D	Time	Sector 1	Sector 2	Sector 3	T.Spd	Elapsed
11	1	2:28.136	31.986	47.045	1:09.105	186.0	36:42.316								
12	1	2:26.641	32.594	47.786	1:06.261	188.7	39:08.957								

165

SCUDERIA ETNA Ford Sierra Cosworth
 1.Pierpaolo PIETRINI 2 - N/oltre 2000
 2.Rosario SAPUPPO

1	1	4:28.138	2:19.931	57.858	1:10.349	95.9	4:28.138
2	1	2:28.360	29.732	51.110	1:07.518	211.7	6:56.498
3	1	2:18.473	28.625	45.140	1:04.708	213.4	9:14.971
4	1	2:16.137	29.006	45.059	1:02.072	213.8	11:31.108
5	1	2:14.547	28.227	44.221	1:02.099	213.4	13:45.655
6	1	4:15.556 B	28.058	45.556	3:01.942	214.3	18:01.211
7	1	8:51.648	6:47.354	56.560	1:07.734	96.8	26:52.859
8	1	2:19.763	29.861	45.349	1:04.553	178.2	29:12.622
9	1	2:13.615	28.731	43.514	1:01.370	193.1	31:26.237
10	1	2:19.693	30.759	45.832	1:03.102	207.9	33:45.930

176

1.Vito TRUGLIA TVR Tuscan Speed 8 GT
 2.Gilles GIOVANNINI MSA/oltre 2500

1	1	3:50.848	2:08.098	45.129	57.621	105.4	3:50.848
2	1	2:06.651	28.589	42.273	55.789	177.3	5:57.499
3	1	2:03.049	26.237	40.795	56.017	203.1	8:00.548
4	1	2:03.998	26.296	40.276	57.426	213.8	10:04.546
5	1	3:58.517 B	26.078	40.714	2:51.725	210.4	14:03.063
6	1	10:44.742 B	52.611	55.708	8:56.423	119.3	24:47.805
7	1	2:45.928	51.582	50.307	1:04.039	124.1	27:33.733
8	1	2:17.989	30.781	45.949	1:01.259	182.2	29:51.722
9	1	2:15.744	29.677	45.343	1:00.724	180.9	32:07.466
10	1	2:14.905	29.206	44.509	1:01.190	169.9	34:22.371
11	1	2:17.372	29.764	44.585	1:03.023	174.1	36:39.743
12	1	2:12.330	28.244	43.586	1:00.500	195.3	38:52.073

166

SC. DEL GRIFONE A.R. 75
 1.Francesco LIBERATORE I2 - A/oltre 2000
 2.Francesco ZADOTTI

1	1	2:50.864	57.115	50.366	1:03.383	104.6	2:50.864
2	1	2:15.188	28.452	43.632	1:03.104	194.9	5:06.052
3	1	2:08.464	27.034	42.075	59.355	216.0	7:14.516
4	1	2:10.521	27.506	42.552	1:00.463	207.5	9:25.037
5	1	4:26.936 B	32.047	48.573	3:06.316	175.8	13:51.973
6	1	10:57.446 B	54.766	51.526	9:11.154	107.3	24:49.419
7	1	2:55.111	55.172	54.446	1:05.493	107.7	27:44.530
8	1	2:28.054	30.875	48.466	1:08.713	165.6	30:12.584
9	1	2:26.598	32.502	48.671	1:05.425	171.3	32:39.182

168

GRT Motorsport A.R. 75
 1.Enrico GUASTI I2 - A/oltre 2000

1	1	3:46.806	1:41.237	53.092	1:12.477	101.9	3:46.806
2	1	2:30.243	32.538	49.525	1:08.180	167.7	6:17.049

169

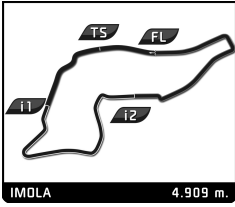
1.Massimiliano QUARESIMA Maserati Biturbo
I2 - A/oltre 2000

1	1	3:37.143	1:33.443	52.987	1:10.713	95.4	3:37.143
2	1	2:19.586	30.168	45.666	1:03.752	201.6	5:56.729
3	1	2:18.668	30.126	45.123	1:03.419	187.3	8:15.397

174

1.Giuseppe BOSSOLI Porsche 944 Turbo
 2.Fabio BOSSOLI I2 - B/oltre 1600

1	1	4:00.256	2:08.289	48.280	1:03.687	97.8	4:00.256
2	1	2:18.173	30.178	45.240	1:02.755	172.9	6:18.429
3	1	2:19.205	30.326	45.200	1:03.679	192.1	8:37.634
4	1	2:41.141	34.009	54.269	1:12.863	220.0	11:18.775
5	1	2:18.640	29.473	45.261	1:03.906	199.7	13:37.415
6	1	2:17.282	29.482	45.410	1:02.390	197.5	15:54.697
7	1	9:06.752 B	37.791	1:05.417	7:23.544	177.3	25:01.449
8	1	2:59.949	58.166	52.297	1:09.486	98.5	28:01.398
9	1	2:24.178	29.903	47.760	1:06.515	198.2	30:25.576
10	1	2:26.688	30.211	49.680	1:06.797	194.9	32:52.264

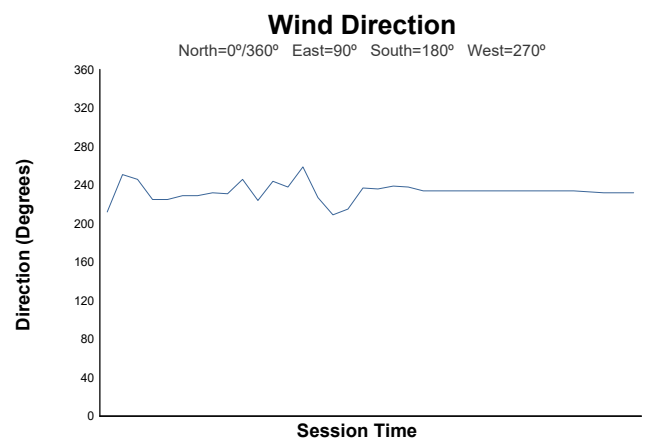
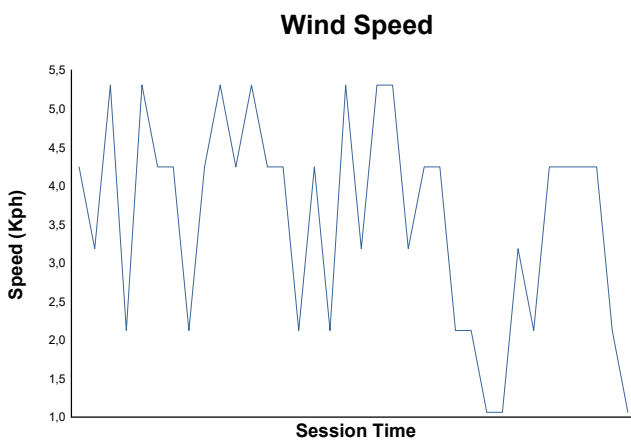
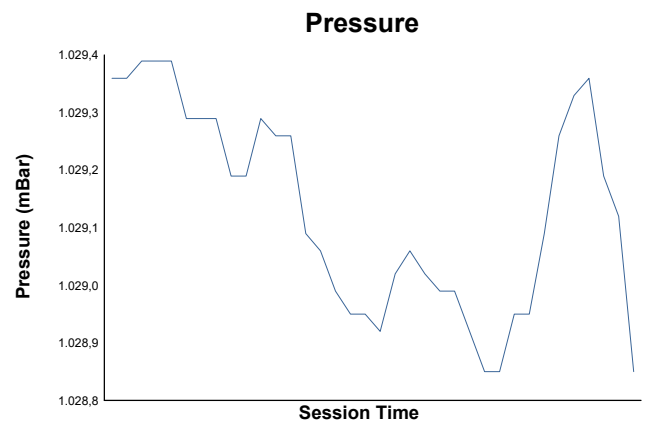
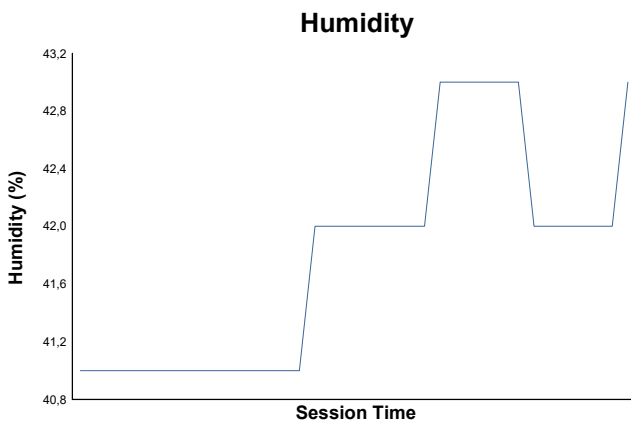
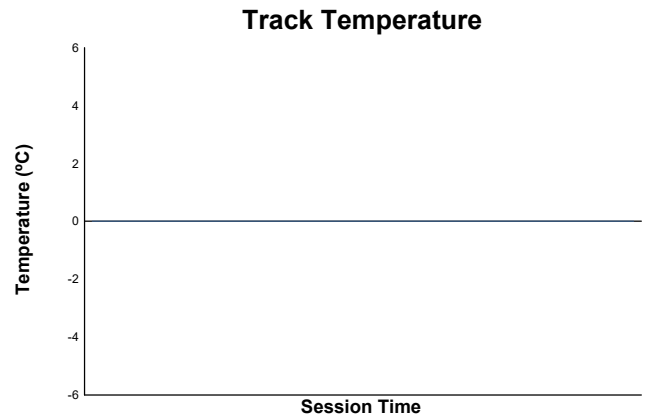
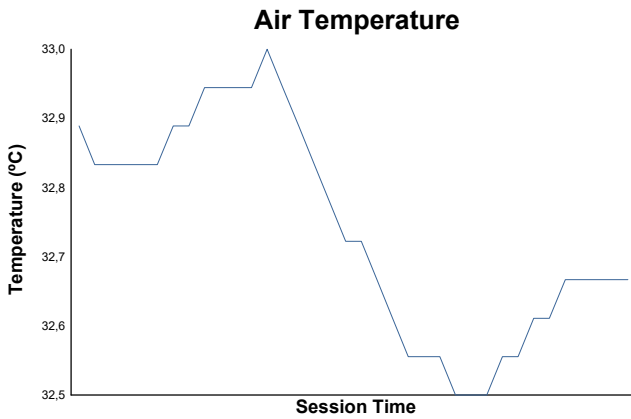


Gruppo Peroni Race 11-12.07.2020

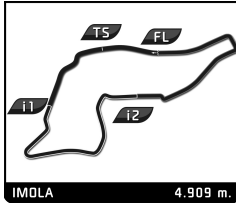
Campionato Italiano Autostoriche

Qualifying

Weather Report



Track Status: **DRY**



Campionato Italiano Autostoriche
Gruppo Peroni Race 11-12.07.2020
Race (1 Hour)

Starting Grid

Massimiliano LODI	112	- 16 -	175	TEAM ITALIA	Giovanni AMBROSO	2:50.311
2:57.821						
Marco MILLA	SC. VESUVIO 20	- 15 -	92	GRT MOTORSPORT	Mario MONTANARO	2:41.853
2:44.212						
Roberto LONARDI	SC. AB MOTORSPORT 7	- 14 -	64		Loris Antonio PAPA	2:22.433
2:39.868						
Riccardo LODI	43	- 13 -	151	GRT Motorsport	Gianluca CECCHINI	2:30.243
2:35.576						
Gabriele CROCCHINI	52	- 12 -	168	GRT Motorsport	Enrico GUASTI	2:23.561
2:25.273						
Giovanni BASSI	158	- 11 -	72		Enrico GERARDI	2:22.261
2:23.067						
Giovanni PUTELLI	104	- 10 -	126		Thomas GIOVANNINI	2:20.624
2:21.988						
Giuseppe GAROFALO	150	- 9 -	107	AB MOTORSPORT	Renato BENUSIGLIO	2:18.728
2:19.014						
Andrea ZANNONI	TAZIO NUVOLARI 108	- 8 -	133		Filippo MARAZZI	2:09.713
2:18.668						
Massimiliano QUARESIMA	169	- 7 -	138		Andrea TESSARO	2:17.282
2:18.433						
Andrea CASTRANOVO	99	- 6 -	174		Giuseppe BOSSOLI	2:13.615
2:15.325						
Francesco PANTALEO	SC. AB MOTORSPORT 106	- 5 -	165	SCUDERIA ETNA	Rosario SAPUPPO	2:08.464
2:10.577						
Andrea CABIANCA	SC. AB MOTORSPORT 115	- 4 -	166	SC. DEL GRIFONE	Francesco LIBERATORE	1:55.466
2:08.330						
Roberto ARNALDI	141	- 3 -	156	TEAM BASSANO	Mario MASSAGLIA	2:05.304
2:07.899						
Piero CORAZZARI	SC. TAZIO NUVOLARI 94	- 2 -	149	TEAM ITALIA	Massimo RONCONI	2:03.049
2:04.324						
Andrea PERGREFFI	CIRCOLO DELLA BIELLA 39	- 1 -	176		Vito TRUGLIA	

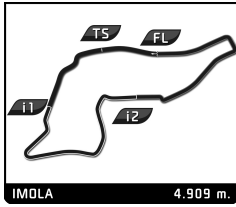
↓
Pole

CAR #138 DROP OF 5 POSITIONS ON GRID DUE TO STEWARDS DECISION NR.7
 CAR #156 DROP OF 5 POSITIONS ON GRID DUE TO STEWARDS DECISION NR.8
 CAR #151 DROP OF 5 POSITIONS ON GRID DUE TO STEWARDS DECISION NR.9
 CAR #175 ADMITTED ON BACK OF THE GRID DUE TO STEWARDS DECISION NR. 11
 CAR #112 ADMITTED ON BACK OF THE GRID DUE TO STEWARDS DECISION NR.12

Stewards:

Timekeeper:

Rapi Andrea



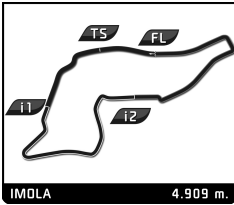
Campionato Italiano Autostoriche

Gruppo Peroni Race 11-12.07.2020

Race (1 Hour)

Final Classification by Class

No Drivers	Team	Car	Laps	Total Time	Gap	Kph	Best Lap		
							Lap	Time	Kph
Periodo E - GT/1300									
1 7 R. LONARDI / G. CORTELLAZZI	SC. AB MOTORSPORT	A.R. Giulietta Ti	21	1:02:07.301		99.3	3	2:46.698	106.0
Periodo E - T/1300									
1 20 M. MILLA / M. LUPOLI	SC. VESUVIO	A.R. Giulietta Ti	20	1:01:59.599		94.8	2	2:55.035	101.0
Periodo G1 - TC/1300									
1 43 R. LODI		A.R. GT 1.3	22	1:03:28.134		101.9	10	2:35.915	113.3
Periodo G1-GTS/1600									
■ <i>Excluded</i>									
104 G. PUTELLI		Lotus Elan	25	1:02:08.909			25	2:21.542	124.9
Periodo G2/H1 - GTS/1600									
1 106 G. SERIO / F. PANTALEO	SC. AB MOTORSPORT	A.R. Giulia Sprint GTA	27	1:03:29.890		125.0	4	2:14.574	131.3
Periodo G2/H1 - GTS/2000									
1 108 A. ZANNONI	TAZIO NUVOLARI	Porsche 914/6	26	1:01:39.962		124.0	8	2:15.067	130.8
■ <i>Not classified</i>									
107 A. DAMIANI / R. BENUSIGLIO	AB MOTORSPORT	Porsche 911 S	15	38:08.115			15	2:20.292	126.0
Periodo G2/H1 - T/1300									
1 52 G. CROCCHINI / M. TANI		A.R. Alfasud Ti	23	1:02:07.925		108.8	2	2:32.020	116.3
Periodo G2/H1 - TC/1150									
1 64 L. PAPA		Fiat 128	22	1:03:39.368		101.6	21	2:42.291	108.9
Periodo G2/H1 - TC/2000									
1 94 G. CORAZZARI / P. CORAZZARI	SC. TAZIO NUVOLARI	Ford Escort MKI	27	1:02:10.692		127.7	12	2:06.478	139.7
2 99 M. DEL NIBBIO / A. CASTRONOVO		BMW 2002 Ti	26	1:02:11.396	1 Lap	122.9	11	2:14.203	131.7
3 92 M. MONTANARO	GRT MOTORSPORT	BMW 2002	21	1:02:34.581	6 Laps	98.6	21	2:47.234	105.7
Periodo GR - GTP/1600									
■ <i>Not classified</i>									
39 M. PANINI / A. PERGREFFI	CIRCOLO DELLA BIELLA	Ginetta G12	15	33:54.087			10	2:03.869	142.7
Periodo H2/I - GT/oltre 2500									
■ <i>Not classified</i>									
133 F. MARAZZI		Porsche 911 SC							
Periodo H2/I - GTS/ oltre 2500									
1 115 A. CABIANCA / M. FRATTI	SC. AB MOTORSPORT	Porsche 911 3.0	28	1:02:56.379		130.8	27	2:08.318	137.7
■ <i>Not Started</i>									
112 M. LODI		Porsche 911 3.0							
Periodo H2/I - SIL/1600									
1 138 A. TESSARO		Fiat X1/9	28	1:02:41.109		131.3	27	2:07.464	138.6
Periodo H2/I - SIL/2000									
1 141 R. ARNALDI		A.R. GTAm	28	1:02:18.913		132.1	13	2:07.460	138.7
Periodo H2/I - SIL/oltre 2000									
1 151 G. CECCHINI	GRT Motorsport	BMW 635	23	1:02:43.961		107.8	14	2:19.249	126.9
■ <i>Not classified</i>									
150 G. GAROFALO / D. GUAGLIARDO		Porsche 911 RSR	16	43:52.392			2	2:22.640	123.9
156 M. MASSAGLIA	TEAM BASSANO	Porsche 935 Turbo	4	10:47.541			4	2:04.543	141.9
■ <i>Not Started</i>									
149 M. RONCONI / G. GULINELLI	TEAM ITALIA	Porsche 930							
Periodo H2/I - TC/1300									
1 126 T. GIOVANNINI / M. RIGONI		Fiat Ritmo 65	25	1:02:10.294		118.2	22	2:21.820	124.6
Periodo J2 - A/2000									
■ <i>Not classified</i>									
158 G. BASSI		Peugeot 205 GTi	4	10:03.612			3	2:27.117	120.1
Periodo J2 - A/oltre 2000									
1 166 F. LIBERATORE / F. ZADOTTI	SC. DEL GRIFONE	A.R. 75	27	1:01:46.783		128.5	15	2:08.111	137.9
2 169 M. QUARESIMA		Maserati Biturbo	27	1:02:20.716	+33.933	127.3	6	2:13.310	132.6
3 72 E. GERARDI		Ford Sierra Cosworth	25	1:01:56.878	2 Laps	118.6	8	2:19.613	126.6
■ <i>Not classified</i>									
168 E. GUASTI	GRT Motorsport	A.R. 75	15	39:17.948			12	2:25.635	121.3
Periodo J2 - B/oltre 1600									



Campionato Italiano Autostoriche
 Gruppo Peroni Race 11-12.07.2020
 Race (1 Hour)

Final Classification by Class

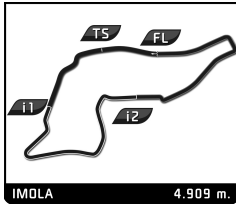
No Drivers	Team	Car	Laps	Total Time	Gap	Kph	Best Lap		
							Lap	Time	Kph
■ Not classified									
174 G. BOSSOLI / F. BOSSOLI		Porsche 944 Turbo	1	2:22.938					
Periodo J2 - IC IMSA/oltre 2500									
1 175 G. AMBROSO / D. ZARDO	TEAM ITALIA	BMW 323i	28	1:01:11.838		134.5	20	1:58.573	149.0
2 176 V. TRUGLIA / G. GIOVANNINI		TVR Tuscan Speed 8 GT	28	1:01:33.573	+21.735	133.7	13	2:02.250	144.6
Periodo J2 - N/oltre 2000									
■ Not classified									
165 P. PIETRINI / R. SAPUPPO	SCUDERIA ETNA	Ford Sierra Cosworth	13	35:07.139			13	2:10.963	134.9

CAR #104 EXCLUDED DUE TO STEWARDS DECISION NR. 29

Published at:

Track Status: **DRY**

Stewards:	Timekeeper: Rapi Andrea
------------------	---------------------------------------



Campionato Italiano Autostoriche Gruppo Peroni Race 11-12.07.2020 Race (1 Hour)

Final Classification by Group

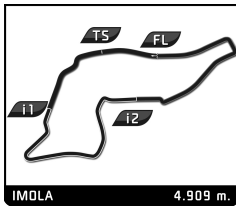
No Drivers	Team	Car	Laps	Total Time	Gap	Kph	Best Lap		
							Lap	Time	Kph
1									
1 43 R. LODI		A.R. GT 1.3	22	1:03:28.134		101.9	10	2:35.915	113.3
2 7 R. LONARDI / G. CORTELLAZZI	SC. AB MOTORSPORT	A.R. Giulietta Ti	21	1:02:07.301	1 Lap	99.3	3	2:46.698	106.0
3 20 M. MILLA / M. LUPOLI	SC. VESUVIO	A.R. Giulietta Ti	20	1:01:59.599	2 Laps	94.8	2	2:55.035	101.0
■ <i>Not classified</i>									
39 M. PANINI / A. PERGREFFI	CIRCOLO DELLA BIELLA	Ginetta G12	15	33:54.087			10	2:03.869	142.7
■ <i>Excluded</i>									
104 G. PUTELLI		Lotus Elan	25	1:02:08.909			25	2:21.542	124.9
2									
1 115 A. CABIANCA / M. FRATTI	SC. AB MOTORSPORT	Porsche 911 3.0	28	1:02:56.379		130.8	27	2:08.318	137.7
2 94 G. CORAZZARI / P. CORAZZARI	SC. TAZIO NUVOLARI	Ford Escort MKI	27	1:02:10.692	1 Lap	127.7	12	2:06.478	139.7
3 106 G. SERIO / F. PANTALEO	SC. AB MOTORSPORT	A.R. Giulia Sprint GTA	27	1:03:29.890	1 Lap	125.0	4	2:14.574	131.3
4 108 A. ZANNONI	TAZIO NUVOLARI	Porsche 914/6	26	1:01:39.962	2 Laps	124.0	8	2:15.067	130.8
5 99 M. DEL NIBBIO / A. CASTRONOVO		BMW 2002 Ti	26	1:02:11.396	2 Laps	122.9	11	2:14.203	131.7
6 52 G. CROCCHINI / M. TANI		A.R. Alfasud Ti	23	1:02:07.925	5 Laps	108.8	2	2:32.020	116.3
7 64 L. PAPA		Fiat 128	22	1:03:39.368	6 Laps	101.6	21	2:42.291	108.9
8 92 M. MONTANARO	GRT MOTORSPORT	BMW 2002	21	1:02:34.581	7 Laps	98.6	21	2:47.234	105.7
■ <i>Not classified</i>									
107 A. DAMIANI / R. BENUSIGLIO	AB MOTORSPORT	Porsche 911 S	15	38:08.115			15	2:20.292	126.0
■ <i>Not Started</i>									
112 M. LODI		Porsche 911 3.0							
3									
1 141 R. ARNALDI		A.R. GTAm	28	1:02:18.913		132.1	13	2:07.460	138.7
2 138 A. TESSARO		Fiat X1/9	28	1:02:41.109	+22.196	131.3	27	2:07.464	138.6
3 126 T. GIOVANNINI / M. RIGONI		Fiat Ritmo 65	25	1:02:10.294	3 Laps	118.2	22	2:21.820	124.6
4 151 G. CECCHINI	GRT Motorsport	BMW 635	23	1:02:43.961	5 Laps	107.8	14	2:19.249	126.9
■ <i>Not classified</i>									
150 G. GAROFALO / D. GUAGLIARDO		Porsche 911 RSR	16	43:52.392			2	2:22.640	123.9
156 M. MASSAGLIA	TEAM BASSANO	Porsche 935 Turbo	4	10:47.541			4	2:04.543	141.9
133 F. MARAZZI		Porsche 911 SC							
■ <i>Not Started</i>									
149 M. RONCONI / G. GULINELLI	TEAM ITALIA	Porsche 930							
4									
1 175 G. AMBROSO / D. ZARDO	TEAM ITALIA	BMW 323i	28	1:01:11.838		134.5	20	1:58.573	149.0
2 176 V. TRUGLIA / G. GIOVANNINI		TVR Tuscan Speed 8 GT	28	1:01:33.573	+21.735	133.7	13	2:02.250	144.6
3 166 F. LIBERATORE / F. ZADOTTI	SC. DEL GRIFONE	A.R. 75	27	1:01:46.783	1 Lap	128.5	15	2:08.111	137.9
4 169 M. QUARESIMA		Maserati Biturbo	27	1:02:20.716	1 Lap	127.3	6	2:13.310	132.6
5 72 E. GERARDI		Ford Sierra Cosworth	25	1:01:56.878	3 Laps	118.6	8	2:19.613	126.6
■ <i>Not classified</i>									
168 E. GUASTI	GRT Motorsport	A.R. 75	15	39:17.948			12	2:25.635	121.3
165 P. PIETRINI / R. SAPUPPO	SCUDERIA ETNA	Ford Sierra Cosworth	13	35:07.139			13	2:10.963	134.9
158 G. BASSI		Peugeot 205 GTi	4	10:03.612			3	2:27.117	120.1
174 G. BOSSOLI / F. BOSSOLI		Porsche 944 Turbo	1	2:22.938					

CAR #104 EXCLUDED DUE TO STEWARDS DECISION NR. 29

Published at:

Track Status: **DRY**

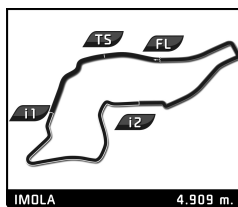
Stewards: 	Timekeeper: Rapi Andrea
--------------------------	---------------------------------------



Campionato Italiano Autostoriche
Gruppo Peroni Race 11-12.07.2020
Race

Lap Chart

		Lap																												
No	Pos	Grid	1	2	3	4	5	6	7	8	9	10	11	12	13	14	15	16	17	18	19	20	21	22	23	24	25	26	27	28
176	1	176	156	141	141	141	141	141	141	141	141	141	141	39	39	39	94	94	94	141	141	175	175	175	175	175	175	175	175	175
39	2	39	176	176	176	94	94	176	176	176	176	176	176	141	94	94	141	141	141	175	175	141	141	176	176	176	176	176	176	176
149	3	149	141	94	94	176	176	94	94	94	94	39	94	141	141	141	138	166	166	176	176	176	176	141	141	141	141	141	141	141
94	4	94	94	166	166	166	166	166	39	39	39	94	166	166	138	138	166	138	138	138	138	138	138	138	138	138	138	138	138	138
156	5	156	166	115	115	115	115	115	39	166	166	166	166	138	138	166	166	39	176	176	94	94	115	115	115	115	115	115	115	115
141	6	141	115	138	138	39	39	115	138	138	138	138	115	115	115	115	176	175	175	166	166	115	94	166	166	166	166	166	166	166
166	7	166	138	165	39	138	138	138	115	115	115	115	169	169	169	108	115	115	115	115	115	166	166	94	94	94	94	94	94	94
115	8	115	165	106	165	165	165	165	165	165	165	169	106	106	106	99	175	169	169	169	169	169	169	169	169	169	169	169	169	169
165	9	165	106	39	106	106	169	169	169	169	169	106	108	108	99	176	169	106	106	106	106	106	106	106	106	106	106	106	106	106
106	10	106	169	169	169	169	106	106	106	106	106	108	99	99	108	175	106	108	108	108	108	108	108	108	108	108	108	108	108	108
174	11	174	174	99	99	99	99	99	99	99	108	99	176	176	176	169	108	99	99	99	99	99	99	99	99	99	99	99	99	99
99	12	99	99	108	108	108	108	108	108	108	99	107	151	175	175	106	99	104	72	72	72	72	72	72	72	72	72	72	72	72
138	13	138	108	107	175	107	107	107	175	175	107	151	72	72	151	151	126	126	104	104	104	104	104	104	104	126	126	126	104	104
169	14	169	107	175	107	126	126	175	107	107	151	72	126	168	72	126	104	72	126	126	126	126	126	104	104	104	104	126	126	104
133	15	133	126	150	126	175	151	151	151	151	72	126	175	151	126	104	72	52	52	52	52	52	52	52	52	52	52	52	52	52
108	16	108	150	126	104	104	175	126	72	72	126	175	168	126	104	72	107	150	151	151	151	151	151	151	151	151	151	151	151	151
107	17	107	39	104	72	151	104	72	126	126	104	168	104	104	107	107	151	151	64	43	43	43	43	43	43	43	43	43	43	43
150	18	150	175	72	151	72	72	104	104	104	175	104	107	107	168	168	168	64	43	64	64	64	64	64	64	64	64	64	64	64
126	19	126	104	151	150	168	168	168	168	168	168	43	43	43	165	52	52	43	7	7	7	7	7	7	7	7	7	7	7	7
104	20	104	72	168	168	158	52	52	52	52	52	52	52	52	52	150	150	7	92	92	92	92	92	92	92	92	92	92	92	92
72	21	72	168	158	158	150	150	150	150	43	43	165	165	165	150	64	64	92	20	20	20	20	20	20	20	20	20	20	20	20
158	22	158	151	52	52	52	43	43	43	7	7	64	150	150	64	7	7	20												
168	23	168	158	43	43	43	7	7	7	64	64	150	92	64	7	43	43													
52	24	52	52	7	7	156	64	64	64	92	150	92	64	7	43	92	92													
151	25	151	43	64	64	7	92	92	92	150	92	7	7	92	92	20	20													
43	26	43	7	20	156	64	20	20	20	20	20	20	20	20	20	20														
64	27	64	64	92	20	20																								
7	28	7	20	156	92	92																								
92	29	92	92																											
20	30	20																												
175	31	175																												
112	32	112																												



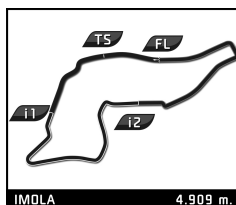
Campionato Italiano Autostoriche

Gruppo Peroni Race 11-12.07.2020

Race

Best Sector Times

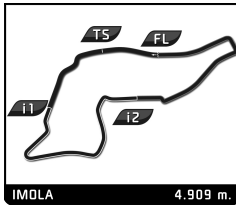
Sector 1		Sector 2		Sector 3		No Team	Class	Ideal Lap	Best Lap	
No Driver	Time	No Driver	Time	No Driver	Time					
1	175 D.ZARDO	24.954	175 D.ZARDO	38.857	175 D.ZARDO	54.220	1	175 TEAM ITALIA	1:58.031	1:58.573 (1)
2	156 M.MASSAGLIA	25.121	156 M.MASSAGLIA	39.871	176 G.GIOVANNINI	55.258	2	156 TEAM BASSANO	2:00.786	2:04.543 (4)
3	176 G.GIOVANNINI	26.139	176 G.GIOVANNINI	40.604	156 M.MASSAGLIA	55.794	3	176	2:02.001	2:02.250 (2)
4	94 P.CORAZZARI	26.535	39 A.PERGREGGI	40.623	39 A.PERGREGGI	56.318	4	39 CIRCOLO DELLA BIELLA	2:03.538	2:03.869 (3)
5	39 A.PERGREGGI	26.597	138 A.TESSARO	40.941	94 P.CORAZZARI	57.740	5	94 SC. TAZIO NUVOLARI	2:05.622	2:06.478 (5)
6	115 M.FRATTI	26.825	94 P.CORAZZARI	41.347	141 R.ARNALDI	58.166	6	141	2:06.920	2:07.460 (6)
7	166 F.LIBERATORE	26.874	141 R.ARNALDI	41.701	115 M.FRATTI	58.225	7	138	2:07.111	2:07.464 (7)
8	141 R.ARNALDI	27.053	166 F.LIBERATORE	41.716	138 A.TESSARO	58.869	8	115 SC. AB MOTORSPORT	2:07.342	2:08.318 (9)
9	138 A.TESSARO	27.301	115 M.FRATTI	42.292	166 F.LIBERATORE	59.155	9	166 SC. DEL GRIFONE	2:07.745	2:08.111 (8)
10	165 P.PIETRINI	27.371	165 P.PIETRINI	43.114	165 P.PIETRINI	1:00.478	10	165 SCUDERIA ETNA	2:10.963	2:10.963 (10)
11	169 M.QUARESIMA	27.988	169 M.QUARESIMA	43.578	169 M.QUARESIMA	1:01.040	11	169	2:12.606	2:13.310 (11)
12	174 G.BOSSOLI	28.054	174 G.BOSSOLI	43.596	106 F.PANTALEO	1:01.294	12	174	2:13.413	
13	99 A.CASTRONOVO	28.465	106 F.PANTALEO	43.640	108 A.ZANNONI	1:01.412	13	106 SC. AB MOTORSPORT	2:13.521	2:14.574 (13)
14	106 F.PANTALEO	28.587	99 A.CASTRONOVO	43.852	99 A.CASTRONOVO	1:01.690	14	99	2:14.007	2:14.203 (12)
15	108 A.ZANNONI	28.669	108 A.ZANNONI	44.077	174 G.BOSSOLI	1:01.763	15	108 TAZIO NUVOLARI	2:14.158	2:15.067 (14)
16	72 E.GERARDI	29.125	151 G.CECCHINI	45.243	72 E.GERARDI	1:04.047	16	72	2:18.930	2:19.613 (16)
17	151 G.CECCHINI	29.315	126 T.GIOVANNINI	45.292	104 G.PUTELLI	1:04.219	17	151 GRT Motorsport	2:18.997	2:19.249 (15)
18	107 A.DAMIANI	29.359	72 E.GERARDI	45.758	107 A.DAMIANI	1:04.373	18	107 AB MOTORSPORT	2:19.995	2:20.292 (17)
19	104 G.PUTELLI	30.369	104 G.PUTELLI	46.000	151 G.CECCHINI	1:04.439	19	104	2:20.588	2:21.542 (18)
20	150 G.GAROFALO	30.380	107 A.DAMIANI	46.263	126 M.RIGONI	1:04.871	20	126	2:21.179	2:21.820 (19)
21	168 E.GUASTI	30.903	150 G.GAROFALO	46.384	150 G.GAROFALO	1:05.300	21	150	2:22.064	2:22.640 (20)
22	126 T.GIOVANNINI	31.016	168 E.GUASTI	46.851	168 E.GUASTI	1:07.074	22	168 GRT Motorsport	2:24.828	2:25.635 (21)
23	158 G.BASSI	31.513	158 G.BASSI	47.734	158 G.BASSI	1:07.870	23	158	2:27.117	2:27.117 (22)
24	52 G.CROCCHINI	32.523	52 G.CROCCHINI	48.779	52 G.CROCCHINI	1:09.903	24	52	2:31.205	2:32.020 (23)
25	43 R.LODI	33.942	43 R.LODI	49.798	43 R.LODI	1:11.465	25	43	2:35.205	2:35.915 (24)
26	64 L.PAPA	34.548	64 L.PAPA	52.224	64 L.PAPA	1:14.087	26	64	2:40.859	2:42.291 (25)
27	92 M.MONTANARO	34.990	7 R.LONARDI	53.802	7 R.LONARDI	1:14.289	27	7 SC. AB MOTORSPORT	2:44.575	2:46.698 (26)
28	7 G.CORTELAZZI	36.484	92 M.MONTANARO	55.177	92 M.MONTANARO	1:15.217	28	92 GRT MOTORSPORT	2:45.384	2:47.234 (27)
29	20 M.MILLA	36.785	20 M.LUPOLI	56.706	20 M.MILLA	1:20.546	29	20 SC. VESUVIO	2:54.037	2:55.035 (28)



Campionato Italiano Autostoriche Gruppo Peroni Race 11-12.07.2020 Race

Best Top Speed

Team	Car	Class	Top Speed	Top 1 Kph Lap	Top 2 Kph Lap	Top 3 Kph Lap	Top 4 Kph Lap	Top 5 Kph Lap	Avg					
156 TEAM BASSANO	Porsche 935 Turbo	Periodo H2/I	M. MASSAGLIA	248.5	2	190.7	4	165.4	3	201,5				
175 TEAM ITALIA	BMW 323i	Periodo J2 - I	D. ZARDO	237.3	13	234.2	17	233.1	18	232.6	16	232.1	20	233,9
39 CIRCOLO DELLA BIELLA	Ginetta G12	Periodo GR	A. PERGREFFI	231.1	5	226.6	2	225.7	12	225.7	6	225.2	15	226,9
115 SC. AB MOTORSPORT	Porsche 911 3.0	Periodo H2/I	M. FRATTI	223.3	22	223.3	26	221.0	24	221.0	23	221.0	6	221,9
166 SC. DEL GRIFONE	A.R. 75	Periodo J2 - I	F.	218.2	2	218.2	17	214.3	9	210.8	4	210.4	14	214,4
94 SC. TAZIO NUVOLARI	Ford Escort MKI	Periodo G2/H	P. CORAZZARI	217.3	11	216.9	13	216.9	8	216.0	4	215.6	14	216,5
141	A.R. GTAm	Periodo H2/I	R. ARNALDI	216.4	13	214.7	2	214.3	14	213.4	10	213.0	15	214,4
165 SCUDERIA ETNA	Ford Sierra Cosworth	Periodo J2 - I	P. PIETRINI	214.3	13	212.5	5	208.3	2	208.3	4	206.7	3	210,0
169	Maserati Biturbo	Periodo J2 - I	M.	213.4	2	212.5	9	211.3	6	210.4	22	209.2	5	211,4
176	TVR Tuscan Speed 8 GT	Periodo J2 - I	G. GIOVANNINI	212.5	13	209.6	7	209.6	8	206.3	6	205.5	10	208,7
108 TAZIO NUVOLARI	Porsche 914/6	Periodo G2/H	A. ZANNONI	210.8	19	205.1	17	204.7	14	203.5	23	203.1	9	205,4
107 AB MOTORSPORT	Porsche 911 S	Periodo G2/H	A. DAMIANI	209.2	15	202.0	2	201.6	4	198.2	8	197.5	5	201,7
138	Fiat X1/9	Periodo H2/I	A. TESSARO	203.5	12	203.1	14	200.5	3	200.5	5	200.1	2	201,5
151 GRT Motorsport	BMW 635	Periodo H2/I	G. CECCHINI	201.2	5	200.1	14	196.7	7	195.6	10	195.6	8	197,8
72	Ford Sierra Cosworth	Periodo J2 - I	E. GERARDI	201.2	8	200.1	10	197.8	13	197.8	17	197.5	22	198,9
99	BMW 2002 Ti	Periodo G2/H	A. CASTRONOVO	200.5	13	199.7	2	199.3	12	198.2	15	196.4	10	198,8
106 SC. AB MOTORSPORT	A.R. Giulia Sprint GTA	Periodo G2/H	F. PANTALEO	200.5	6	200.1	2	197.8	18	197.5	22	197.5	9	198,7
150	Porsche 911 RSR	Periodo H2/I	G. GAROFALO	198.9	3	194.6	2	168.0	6	166.2	5	163.8	8	178,3
168 GRT Motorsport	A.R. 75	Periodo J2 - I	E. GUASTI	189.7	3	189.0	10	184.4	15	182.5	5	180.9	6	185,3
158	Peugeot 205 GTi	Periodo J2 - I	G. BASSI	184.1	4	183.7	3	169.6	2					179,1
104	Lotus Elan	Periodo G1 - G	G. PUTELLI	183.7	9	182.2	10	181.5	6	178.8	8	177.9	12	180,8
126	Fiat Ritmo 65	Periodo H2/I	T. GIOVANNINI	172.4	2	171.5	9	169.9	7	169.1	12	168.5	17	170,3
52	A.R. Alfasud Ti	Periodo G2/H	G. CROCCHINI	165.9	8	163.8	2	163.3	5	162.3	13	161.3	15	163,3
43	A.R. GT 1.3	Periodo G1 - I	R. LODI	161.6	16	161.3	11	160.4	12	159.9	18	159.6	10	160,6
92 GRT MOTORSPORT	BMW 2002	Periodo G2/H	M. MONTANARO	160.1	7	154.5	12	154.3	9	153.8	6	151.0	20	154,7
64	Fiat 128	Periodo G2/H	L. PAPA	156.1	17	154.7	21	153.2	2	151.4	20	150.8	16	153,2
20 SC. VESUVIO	A.R. Giulietta Ti	Periodo E - I	M. MILLA	155.9	2	152.9	19	152.7	13	151.2	20	151.2	3	152,8
7 SC. AB MOTORSPORT	A.R. Giulietta Ti	Periodo E - I	G. CORTELLAZZI	146.8	14	146.6	5	145.4	13	142.1	15	140.9	4	144,4
112	Porsche 911 3.0	Periodo H2/I												
133	Porsche 911 SC	Periodo H2/I												
149 TEAM ITALIA	Porsche 930	Periodo H2/I												
174	Porsche 944 Turbo	Periodo J2 - I	G. BOSSOLI											



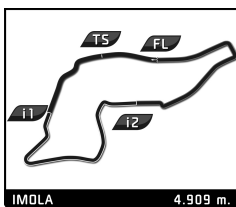
Campionato Italiano Autostoriche

Gruppo Peroni Race 11-12.07.2020

Race

Fastest Lap Sequence

Elapsed	No Team	Car	Class	Driver	Time	Kph	Lap
4:19.972	141	A.R. GTAm	Periodo H31 - SL2000	Roberto ARNALDI	2:08.515	137.5	2
4:35.530	39 CIRCOLO DELLA BIELLA	Ginetta G12	Periodo GR - GT91800	Andrea PERGREFFI	2:04.841	141.6	2
10:47.541	156 TEAM BASSANO	Porsche 935 Turbo	Periodo H31 - SL2000 2000	Mario MASSAGLIA	2:04.543	141.9	4
19:26.316	39 CIRCOLO DELLA BIELLA	Ginetta G12	Periodo GR - GT91800	Andrea PERGREFFI	2:04.301	142.2	9
21:30.185	39 CIRCOLO DELLA BIELLA	Ginetta G12	Periodo GR - GT91800	Andrea PERGREFFI	2:03.869	142.7	10
26:45.083	175 TEAM ITALIA	BMW 323i	Denny ZARDO	2:00.661	146.5	2
30:46.370	175 TEAM ITALIA	BMW 323i	Denny ZARDO	2:00.392	146.8	4
32:46.666	175 TEAM ITALIA	BMW 323i	Denny ZARDO	2:00.296	146.9	5
36:45.940	175 TEAM ITALIA	BMW 323i	Denny ZARDO	1:58.835	148.7	7
38:44.557	175 TEAM ITALIA	BMW 323i	Denny ZARDO	1:58.617	149.0	8
44:42.559	175 TEAM ITALIA	BMW 323i	Denny ZARDO	1:58.573	149.0	11



Campionato Italiano Autostoriche

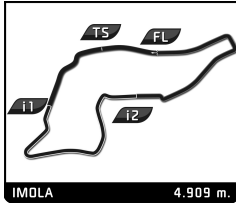
Gruppo Peroni Race 11-12.07.2020

Race

Analysis by lap

Lapped

No	Lap Time	Gap	No	Lap Time	Gap	No	Lap Time	Gap	No	Lap Time	Gap	No	Lap Time	Gap			
Lap 1																	
156	2:04.094	0.000	64	2:47.012	1:26.997	150	2:44.091	1:38.812	168	2:30.168	2:08.120	39	2:04.301	7.018	104	2:24.399	1 Lap
176	2:10.288	6.194	20	2:55.035	1:36.411	52	2:32.317	1:42.598				166	2:10.779	17.363	138	2:08.688	22.299
141	2:11.457	7.363	92	2:57.087	1:38.486				Lap 7			115	2:12.493	33.526			
94	2:11.950	7.856	156	4:18.735	2:02.857				141	2:08.264				7	2:52.970	2 Laps	
166	2:14.523	10.429				Lap 5			176	2:07.345	3.212	64	2:51.131	2 Laps			
115	2:14.721	10.627				141	2:08.384				94	2:08.531	5.589	168	2:32.791	1 Lap	
138	2:17.517	13.423				43	2:40.363	1 Lap	39	2:06.779	13.241	166	2:08.787	13.373	165	2:15.628	54.143
165	2:18.473	14.379				156	2:04.543	1 Lap	166	2:08.787	13.373	52	2:32.032	1 Lap	169	2:13.325	57.758
106	2:19.415	15.321				94	2:07.712	5.319	138	2:10.047	21.623	115	2:13.420	23.946	106	2:16.081	1:04.551
169	2:20.499	16.405				176	2:07.764	5.574	150	2:43.933	1 Lap	165	2:13.894	41.312	52	2:34.613	1 Lap
174	2:22.938	18.844				166	2:10.461	13.288	169	2:15.856	47.724	169	2:15.273	49.753	92	2:53.068	2 Laps
99	2:23.059	18.965				115	2:10.820	18.073	106	2:15.273	49.753	108	2:17.294	1:24.833	20	2:56.267	2 Laps
108	2:25.040	20.946				39	2:10.806	18.658	43	2:38.346	1 Lap	99	2:20.060	1:26.816	43	2:38.305	1 Lap
107	2:27.440	23.346				138	2:11.124	19.284	99	2:17.322	1:06.263	Lap 10					
126	2:29.801	25.707				165	2:14.822	28.706	108	2:16.613	1:09.568	141	2:09.201				
150	2:30.330	26.236				169	2:14.024	36.407	175	2:10.053	1:36.233	176	2:06.517	0.297	107	2:22.094	1 Lap
39	2:30.689	26.595				7	2:47.862	1 Lap	107	2:22.714	1:43.078	39	2:03.869	1.686	94	2:07.551	4.406
175	2:31.819	27.725				64	2:47.940	1 Lap	151	2:19.764	1:51.686	94	2:07.551	4.406	151	2:22.992	1 Lap
104	2:31.824	27.730				106	2:16.998	36.859	72	2:22.114	1:57.179	72	2:21.485	1 Lap	72	2:21.485	1 Lap
72	2:36.102	32.008				99	2:17.647	49.858	126	2:24.258	1:58.584	7	2:51.803	1 Lap	126	2:22.363	1 Lap
168	2:37.554	33.460				108	2:18.964	53.708	7	2:51.803	1 Lap	166	2:10.043	18.205	138	2:08.440	21.538
151	2:37.732	33.638				20	2:58.455	1 Lap	104	2:25.195	2:01.106	138	2:08.440	21.538	104	2:22.926	1 Lap
158	2:38.007	33.913				92	2:55.876	1 Lap	64	2:52.441	1 Lap	115	2:11.926	36.251	115	2:11.926	36.251
52	2:41.588	37.494				107	2:21.464	1:13.929	Lap 8			175	3:37.074	1 Lap			
43	2:45.530	41.436				126	2:23.273	1:23.857	141	2:08.476				169	2:15.616	1:04.173	
7	2:54.015	49.921				151	2:19.678	1:26.859	176	2:07.987	2.723	168	2:29.338	1 Lap	106	2:16.268	1:11.618
64	2:59.957	55.863				175	2:28.782	1:29.437	94	2:08.305	5.418	7	2:51.391	2 Laps	7	2:51.391	2 Laps
20	3:01.348	57.254				104	2:22.514	1:29.631	39	2:06.572	11.337	64	2:51.223	2 Laps	64	2:51.223	2 Laps
92	3:01.371	57.277				72	2:21.604	1:29.907	166	2:10.307	15.204	168	2:29.338	1 Lap	168	2:29.338	1 Lap
						168	2:29.710	1:47.537	168	2:28.851	1 Lap	138	2:09.084	22.231	106	2:16.268	1:11.618
						52	2:32.333	2:06.547	138	2:09.084	22.231	115	2:14.183	29.653	7	2:51.391	2 Laps
									166	2:10.307	15.204	92	2:54.547	2 Laps	168	2:29.338	1 Lap
									7	2:51.803	1 Lap	20	2:55.855	2 Laps	106	2:16.268	1:11.618
									104	2:25.195	2:01.106	52	2:34.077	1 Lap	7	2:51.391	2 Laps
									64	2:52.441	1 Lap	165	2:14.299	47.135	64	2:51.223	2 Laps
									Lap 9			99	2:17.589	1:15.376	108	2:16.114	1:31.746
									141	2:08.620				99	2:16.450	1:34.065	
									176	2:08.878	2.981	52	2:36.947	1 Lap	52	2:36.947	1 Lap
									126	2:21.876	1 Lap	92	2:48.573	2 Laps	92	2:48.573	2 Laps
									94	2:09.258	6.056	150	5:03.941	2 Laps	150	5:03.941	2 Laps
												Lap 11					
												39	2:04.227				
												141	2:08.793	2.880			
												94	2:07.118	5.611			
												107	2:22.606	1 Lap			
												166	2:10.971	23.263			
												43	2:40.542	2 Laps			
												151	2:21.239	1 Lap			
												72	2:20.532	1 Lap			
												138	2:11.385	27.010			
												126	2:22.892	1 Lap			
												115	2:11.843	42.181			
												175	2:21.337	1 Lap			



Campionato Italiano Autostoriche

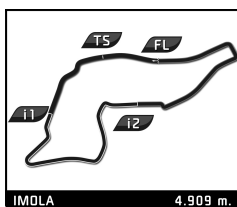
Gruppo Peroni Race 11-12.07.2020

Race

Analysis by lap

Lapped ■

No	Lap Time	Gap	No	Lap Time	Gap	No	Lap Time	Gap	No	Lap Time	Gap	No	Lap Time	Gap
126	2:26.143	2 Laps	64	2:45.724	6 Laps									
64	2:49.169	5 Laps	115	2:10.543	1:30.361									
94	2:22.502	1:51.325	106	2:18.890	1 Lap									
Lap 24			20	2:57.274	7 Laps									
			7	2:54.716	6 Laps									
175	2:06.464		Lap 27											
99	2:21.715	2 Laps	175	2:01.903										
20	2:56.858	7 Laps	108	2:19.730	2 Laps									
176	2:03.317	11.642	166	2:17.081	1 Lap									
169	2:14.421	1 Lap	176	2:06.547	16.208									
7	2:55.690	6 Laps	52	2:38.840	5 Laps									
141	2:14.118	37.010	72	2:26.256	3 Laps									
138	2:08.444	43.592	126	2:21.903	3 Laps									
92	2:49.801	6 Laps	92	2:48.486	7 Laps									
106	2:16.932	1 Lap	104	2:21.560	3 Laps									
52	2:36.423	4 Laps	94	2:21.342	1 Lap									
115	2:09.041	1:20.009	99	2:16.913	2 Laps									
108	2:21.543	1 Lap	169	2:15.466	1 Lap									
72	2:22.909	2 Laps	151	2:42.868	5 Laps									
151	2:34.656	4 Laps	141	2:08.573	54.206									
166	2:15.087	1:49.296	138	2:07.464	55.753									
126	2:21.820	2 Laps	115	2:08.318	1:36.776									
104	2:22.658	2 Laps	43	2:39.300	6 Laps									
94	2:21.099	2:05.960	64	2:42.291	6 Laps									
Lap 25			106	2:18.332	1 Lap									
175	2:07.866		Lap 28											
176	2:04.006	7.782	175	2:01.340										
43	2:39.341	6 Laps	176	2:06.867	21.735									
99	2:19.928	2 Laps	108	2:22.700	2 Laps									
64	2:45.741	6 Laps	166	2:25.164	1 Lap									
169	2:14.410	1 Lap	72	2:24.399	3 Laps									
141	2:10.313	39.457	20	3:00.698	8 Laps									
138	2:07.741	43.467	7	2:57.321	7 Laps									
20	3:01.128	7 Laps	52	2:37.409	5 Laps									
7	2:52.925	6 Laps	104	2:21.542	3 Laps									
115	2:08.983	1:21.126	126	2:23.381	3 Laps									
106	2:20.574	1 Lap	94	2:18.823	1 Lap									
52	2:34.817	4 Laps	99	2:17.298	2 Laps									
108	2:23.900	1 Lap	141	2:14.209	1:07.075									
92	2:49.616	6 Laps	169	2:17.500	1 Lap									
166	2:15.821	1:57.251	92	2:47.234	7 Laps									
72	2:23.041	2 Laps	138	2:34.858	1:29.271									
Lap 26			151	2:39.922	5 Laps									
175	2:01.308		115	2:09.105	1:44.541									
176	2:05.090	11.564	43	2:38.234	6 Laps									
151	2:36.970	5 Laps	106	2:18.759	1 Lap									
126	2:22.221	3 Laps	64	2:44.536	6 Laps									
104	2:22.300	3 Laps												
94	2:25.146	1 Lap												
99	2:17.666	2 Laps												
169	2:14.327	1 Lap												
141	2:09.387	47.536												
138	2:08.033	50.192												
43	2:53.236	6 Laps												

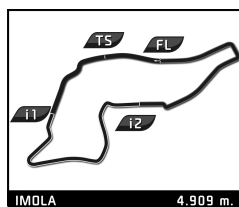


Campionato Italiano Autostoriche Gruppo Peroni Race 11-12.07.2020 Race

Sector Analysis

— Invalidated Lap
 ■ Personal Best
 ■ Session Best
 ■ Crossing the finish line in the pit lane

Lap	D	Time	Sector 1	Sector 2	Sector 3	T.Spd	Elapsed	Lap	D	Time	Sector 1	Sector 2	Sector 3	T.Spd	Elapsed		
7	SC. AB MOTORSPORT 1.Roberto LONARDI 2.Giorgio CORTELLAZZI							A.R. Giulietta Ti iodo E - T/1300									
	1	1	2:54.015	42.614	54.127	1:17.274		2:54.015	5	2	2:10.806	27.629	43.853	59.324	231.1	11:03.011	
	2	1	2:52.278	37.912	56.325	1:18.041	139.4	5:46.293	6	2	2:05.653	27.431	41.233	56.989	225.7	13:08.664	
	3	1	2:46.698	38.607	53.802	1:14.289	136.7	8:32.991	7	2	2:06.779	27.018	42.727	57.034	214.3	15:15.443	
	4	1	2:47.862	37.469	54.173	1:16.220	140.9	11:20.853	8	2	2:06.572	26.611	41.546	58.415	225.2	17:22.015	
	5	1	2:49.033	36.819	55.718	1:16.496	146.6	14:09.886	9	2	2:04.301	26.904	40.770	56.627	222.4	19:26.316	
	6	1	2:51.803	38.784	56.667	1:16.352	134.0	17:01.689	10	2	2:03.869	26.928	40.623	56.318	221.9	21:30.185	
	7	1	2:52.970	39.217	57.079	1:16.674	130.3	19:54.659	11	2	2:04.227	26.597	41.235	56.395	219.1	23:34.412	
	8	1	2:51.391	38.259	55.923	1:17.209	132.0	22:46.050	12	2	2:07.377	27.164	42.463	57.750	225.7	25:41.789	
	9	1	2:51.012	38.258	55.341	1:17.413	135.3	25:37.062	13	2	2:05.882	27.199	40.882	57.801	218.7	27:47.671	
	10	1	4:38.397 B	37.835	55.256	3:05.306	133.3	30:15.459	14	2	2:07.681	27.294	41.840	58.547	200.1	29:55.352	
	11	2	3:07.738	53.329	57.975	1:16.434	103.8	33:23.197	15	2	3:58.735 B	26.677	41.306	2:50.752	225.2	33:54.087	
	12	2	2:48.980	36.914	54.967	1:17.099	133.1	36:12.177									
	13	2	2:49.019	37.269	56.131	1:15.619	145.4	39:01.196									
	14	2	2:48.183	36.484	55.664	1:16.035	146.8	41:49.379									
	15	2	2:49.596	37.310	55.437	1:16.849	142.1	44:38.975									
	16	2	2:51.567	37.558	56.237	1:17.772	139.3	47:30.542									
	17	2	2:56.107	38.185	57.566	1:20.356	131.8	50:26.649									
	18	2	2:55.690	38.010	55.697	1:21.983	137.6	53:22.339									
	19	2	2:52.925	38.244	57.805	1:16.876	136.0	56:15.264									
	20	2	2:54.716	37.662	55.031	1:22.023	136.7	59:09.980									
21	2	2:57.321	40.463	57.818	1:19.040	131.2	1:02:07.301										
20	SC. VESUVIO 1.Marco MILLA 2.Massimo LUPOLI							A.R. Giulietta Ti iodo E - T/1300									
	1	1	3:01.348	43.533	56.966	1:20.849		3:01.348									
	2	1	2:55.035	36.865	57.058	1:21.112	155.9	5:56.383									
	3	1	2:58.888	37.418	57.524	1:23.946	151.2	8:55.271									
	4	1	2:58.455	37.821	59.660	1:20.974	142.8	11:53.726									
	5	1	2:58.920	37.417	58.009	1:23.494	142.1	14:52.646									
	6	1	2:55.855	36.785	58.524	1:20.546	149.7	17:48.501									
	7	1	2:56.267	37.213	57.173	1:21.881	149.5	20:44.768									
	8	1	5:06.154 B	39.311	59.603	3:27.240	138.5	25:50.922									
	9	2	3:16.730	53.481	1:00.404	1:22.845	103.1	29:07.652									
	10	2	3:03.539	38.955	59.542	1:25.042	133.1	32:11.191									
	11	2	2:58.582	37.836	58.243	1:22.503	138.5	35:09.773									
	12	2	2:58.777	37.748	57.943	1:23.086	144.6	38:08.550									
	13	2	2:57.977	37.783	57.836	1:22.358	152.7	41:06.527									
	14	2	2:59.997	38.437	58.260	1:23.300	124.1	44:06.524									
	15	2	2:58.067	37.538	58.805	1:21.724	149.3	47:04.591									
	16	2	2:59.050	37.295	58.801	1:22.954	148.0	50:03.641									
	17	2	2:56.858	37.009	56.706	1:23.143	148.7	53:00.499									
	18	2	3:01.128	37.895	58.584	1:24.649	140.7	56:01.627									
	19	2	2:57.274	37.768	57.915	1:21.591	152.9	58:58.901									
	20	2	3:00.698	37.895	57.586	1:25.217	151.2	1:01:59.599									
39	CIRCOLO DELLA BIELLA 1.Matteo PANINI 2.Andrea PERGREFFI							Ginetta G12 GR - GTP/1600									
	1	2	2:30.689	44.088	45.259	1:01.342		2:30.689									
	2	2	2:04.841	26.634	40.818	57.389	226.6	4:35.530									
	3	2	2:08.952	27.212	42.108	59.632	215.6	6:44.482									
	4	2	2:07.723	27.496	41.582	58.645	209.2	8:52.205									
	43	A.R. GT 1.3 1.Riccardo LODI io G1 - TC/1300							A.R. GT 1.3 io G1 - TC/1300								
		1	1	2:45.530	41.998	50.924	1:12.608		2:45.530								
		2	1	2:39.603	34.459	51.369	1:13.775	157.5	5:25.133								
		3	1	2:39.264	35.027	51.146	1:13.091	151.6	8:04.397								
		4	1	2:40.363	35.102	51.940	1:13.321	154.3	10:44.760								
		5	1	2:37.926	35.014	51.072	1:11.840	156.1	13:22.686								
		6	1	2:38.346	34.636	51.649	1:12.061	159.2	16:01.032								
		7	1	2:39.032	34.825	52.191	1:12.016	157.0	18:40.064								
		8	1	2:38.305	34.463	51.314	1:12.528	159.4	21:18.369								
		9	1	2:40.542	34.694	52.998	1:12.850	158.4	23:58.911								
		10	1	2:35.915	34.076	50.374	1:11.465	159.6	26:34.826								
		11	1	2:36.676	33.942	50.572	1:12.162	161.3	29:11.502								
		12	1	2:37.576	34.715	50.397	1:12.464	160.4	31:49.078								
		13	1	7:21.712 B	34.605	50.606	5:56.501	155.2	39:10.790								
		14	1	2:52.132	48.514	50.774	1:12.844	108.7	42:02.922								
		15	1	2:39.145	34.826	51.578	1:12.741	156.1	44:42.067								
16		1	2:36.848	34.395	50.341	1:12.112	161.6	47:18.915									
17		1	2:40.416	34.163	51.393	1:14.860	158.7	49:59.331									
18		1	2:38.692	34.121	50.336	1:14.235	159.9	52:38.023									
19		1	2:39.341	34.305	51.121	1:13.915	158.9	55:17.364									
20		1	2:53.236	34.017	49.798	1:29.421	157.3	58:10.600									
21	1	2:39.300	35.205	51.006	1:13.089	154.7	1:00:49.900										
22	1	2:38.234	34.548	50.983	1:12.703	156.6	1:03:28.134										
52	A.R. Alfasud Ti 1.Gabriele CROCCHINI 2.Massimo TANI							A.R. Alfasud Ti G2/H1 - T/1300									
	1	1	2:41.588	40.830	50.666	1:10.992		2:41.588									
	2	1	2:32.020	32.764	49.114	1:10.142	163.8	5:13.608									
	3	1	2:32.642	33.350	49.389	1:09.903	160.9	7:46.250									
	4	1	2:32.317	32.908	49.117	1:10.292	160.6	10:18.567									
	5	1	2:32.333	33.124	49.298	1:09.911	163.3	12:50.900									
	6	1	2:32.032	33.206	48.779	1:10.047	160.9	15:22.932									
	7	1	2:34.077	34.696	48.837	1:10.544	161.3	17:57.009									
	8	1	2:34.613	32.523	49.857	1:12.233	165.9	20:31.622									
	9	1	2:36.947	32.905	49.430	1:14.612	160.6	23:08.569									
	10	1	4:00.822 B	33.063	49.603	2:38.156	160.6	27:09.391									
	11	2	3:01.647	56.314	51.527	1:13.806	98.2	30:11.038									
	12	2	2:39.525	33.846	51.881	1:13.798	160.6	32:50.563									
	13	2	2:35.308	33.502	50.131	1:11.675	162.3	35:25.871									
	14	2	2:36.981	33.632	51.724	1:11.625	158.4	38:02.852									
	15	2	2:35.551	33.524	50.542	1:11.485	161.3	40:38.403									
	16	2	3:06.021	37.377	50.723	1:37.921	160.9	43:44.424									



Campionato Italiano Autostoriche Gruppo Peroni Race 11-12.07.2020 Race

Sector Analysis

— Invalidated Lap
■ Personal Best
■ Session Best
■ Crossing the finish line in the pit lane

Lap	D	Time	Sector 1	Sector 2	Sector 3	T.Spd	Elapsed	Lap	D	Time	Sector 1	Sector 2	Sector 3	T.Spd	Elapsed
17	2	2:40.407	36.398	52.254	1:11.755	149.9	46:24.831	21	1	2:22.600	30.068	47.270	1:05.262	180.6	52:20.273
18	2	2:37.404	34.700	51.049	1:11.655	157.7	49:02.235	22	1	2:22.909	29.951	46.389	1:06.569	197.5	54:43.182
19	2	2:38.201	34.234	51.522	1:12.445	160.6	51:40.436	23	1	2:23.041	29.594	46.690	1:06.757	196.4	57:06.223
20	2	2:36.423	33.722	50.131	1:12.570	160.1	54:16.859	24	1	2:26.256	31.556	47.524	1:07.176	188.7	59:32.479
21	2	2:34.817	33.352	50.070	1:11.395	159.6	56:51.676	25	1	2:24.399	30.925	46.761	1:06.713	178.5	1:01:56.878
22	2	2:38.840	33.765	52.466	1:12.609	157.0	59:30.516								
23	2	2:37.409	34.371	50.390	1:12.648	160.1	1:02:07.925								

64
Fiat 128
i2/H1 - TC/1150

1.Loris Antonio PAPA

1	1	2:59.957	44.579	57.259	1:18.119		2:59.957
2	1	2:47.012	36.055	53.468	1:17.489	153.2	5:46.969
3	1	2:46.220	37.534	53.616	1:15.070	132.6	8:33.189
4	1	2:47.940	36.926	55.750	1:15.264	137.1	11:21.129
5	1	2:51.345	37.744	55.798	1:17.803	144.4	14:12.474
6	1	2:52.441	37.816	55.953	1:18.672	144.0	17:04.915
7	1	2:51.131	39.612	55.130	1:16.389	148.0	19:56.046
8	1	2:51.223	37.198	56.126	1:17.899	137.1	22:47.269
9	1	2:51.378	37.372	55.749	1:18.257	137.8	25:38.647
10	1	2:52.068	37.703	54.899	1:19.466	138.2	28:30.715
11	1	4:20.156 B	37.299	57.393	2:45.464	147.4	32:50.871
12	1	3:05.560	52.774	55.398	1:17.388	103.4	35:56.431
13	1	2:50.687	37.996	54.981	1:17.710	138.2	38:47.118
14	1	2:49.814	39.337	54.654	1:15.823	145.8	41:36.932
15	1	2:44.129	35.696	53.078	1:15.355	149.7	44:21.061
16	1	2:46.999	35.491	54.139	1:17.369	150.8	47:08.060
17	1	2:43.847	34.548	55.212	1:14.087	156.1	49:51.907
18	1	2:49.169	35.899	55.543	1:17.727	141.7	52:41.076
19	1	2:45.741	36.962	53.109	1:15.670	147.4	55:26.817
20	1	2:45.724	37.436	53.549	1:14.739	151.4	58:12.541
21	1	2:42.291	35.174	52.224	1:14.893	154.7	1:00:54.832
22	1	2:44.536	36.348	53.086	1:15.102	139.4	1:03:39.368

72
Ford Sierra Cosworth
i2 - A/oltre 2000

1.Enrico GERARDI

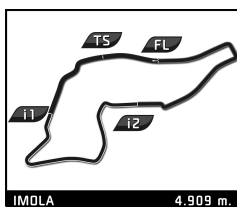
1	1	2:36.102	37.986	49.082	1:09.034		2:36.102
2	1	2:24.223	30.581	47.313	1:06.329	175.2	5:00.325
3	1	2:27.704	30.958	48.258	1:08.488	179.7	7:28.029
4	1	2:24.627	30.098	49.066	1:05.463	197.5	9:52.656
5	1	2:21.604	30.835	46.378	1:04.391	183.7	12:14.260
6	1	2:23.007	29.764	46.728	1:06.515	193.1	14:37.267
7	1	2:22.114	29.671	46.020	1:06.423	193.8	16:59.381
8	1	2:19.613	29.310	46.114	1:04.189	201.2	19:18.994
9	1	2:21.485	30.457	46.981	1:04.047	184.7	21:40.479
10	1	2:20.532	29.125	45.758	1:05.649	200.1	24:01.011
11	1	2:21.196	30.237	45.895	1:05.064	191.7	26:22.207
12	1	2:24.443	30.260	48.936	1:05.247	186.7	28:46.650
13	1	4:01.243 B	29.839	46.670	2:44.734	197.8	32:47.893
14	1	2:46.291	45.441	52.279	1:08.571	137.8	35:34.184
15	1	2:23.475	31.373	46.873	1:05.229	176.4	37:57.659
16	1	2:23.587	30.310	46.876	1:06.401	191.4	40:21.246
17	1	2:25.184	29.827	47.630	1:07.727	197.8	42:46.430
18	1	2:24.661	30.849	47.486	1:06.326	181.5	45:11.091
19	1	2:21.979	30.347	46.421	1:05.211	192.1	47:33.070
20	1	2:24.603	30.202	47.946	1:06.455	194.2	49:57.673

92
GRT MOTORSPORT
1.Mario MONTANARO
BMW 2002
i2/H1 - TC/2000

1	1	3:01.371	45.160	58.214	1:17.997		3:01.371
2	1	2:57.087	37.725	59.219	1:20.143	148.0	5:58.458
3	1	3:00.377	38.905	58.402	1:23.070	137.1	8:58.835
4	1	2:55.876	39.303	59.127	1:17.446	129.1	11:54.711
5	1	2:54.837	38.611	59.652	1:16.574	142.3	14:49.548
6	1	2:54.547	36.170	58.354	1:20.023	153.8	17:44.095
7	1	2:53.068	36.733	57.725	1:18.610	160.1	20:37.163
8	1	2:48.573	36.826	55.825	1:15.922	143.2	23:25.736
9	1	2:57.279	37.426	57.116	1:22.737	154.3	26:23.015
10	1	2:54.420	39.087	57.172	1:18.161	136.0	29:17.435
11	1	2:54.755	37.659	57.917	1:19.179	138.2	32:12.190
12	1	4:29.296 B	34.990	55.304	2:59.002	154.5	36:41.486
13	1	3:12.001	1:00.448	55.934	1:15.619	91.2	39:53.487
14	1	2:52.759	37.101	56.811	1:18.847	149.5	42:46.246
15	1	2:50.248	38.664	55.973	1:15.611	140.9	45:36.494
16	1	2:50.693	38.254	55.477	1:16.962	140.9	48:27.187
17	1	2:52.257	36.722	57.513	1:18.022	150.8	51:19.444
18	1	2:49.801	37.543	55.506	1:16.752	132.5	54:09.245
19	1	2:49.616	37.610	56.482	1:15.524	148.0	56:58.861
20	1	2:48.486	36.949	55.488	1:16.049	151.0	59:47.347
21	1	2:47.234	36.840	55.177	1:15.217	140.6	1:02:34.581

94
SC. TAZIO NUVOLARI
1.Gisberto CORAZZARI
2.Piero CORAZZARI
Ford Escort MKI
i2/H1 - TC/2000

1	2	2:11.950	29.509	43.321	59.120		2:11.950
2	2	2:11.645	27.444	43.155	1:01.046	197.5	4:23.595
3	2	2:08.469	27.163	42.237	59.069	205.9	6:32.064
4	2	2:09.896	26.935	42.692	1:00.269	216.0	8:41.960
5	2	2:07.712	26.858	41.720	59.134	209.2	10:49.672
6	2	2:09.588	28.331	41.347	59.910	197.8	12:59.260
7	2	2:08.531	26.941	41.891	59.699	214.3	15:07.791
8	2	2:08.305	26.942	42.550	58.813	216.9	17:16.096
9	2	2:09.258	27.236	43.568	58.454	207.5	19:25.354
10	2	2:07.551	27.405	41.687	58.459	212.1	21:32.905
11	2	2:07.118	26.645	41.947	58.526	217.3	23:40.023
12	2	2:06.478	26.671	41.512	58.295	214.7	25:46.501
13	2	2:06.794	27.175	41.879	57.740	216.9	27:53.295
14	2	2:07.105	26.535	41.906	58.664	215.6	30:00.400
15	2	2:09.087	27.859	41.580	59.648	207.9	32:09.487
16	2	2:09.866	26.946	42.343	1:00.577	213.4	34:19.353
17	2	3:36.471 B	27.466	42.091	2:26.914	208.3	37:55.824
18	1	2:51.192	51.762	49.635	1:09.795	117.2	40:47.016
19	1	2:25.426	32.337	47.685	1:05.404	158.4	43:12.442
20	1	2:22.335	30.823	45.779	1:05.733	172.1	45:34.777
21	1	2:23.769	33.654	46.564	1:03.551	158.2	47:58.546
22	1	2:23.234	31.068	46.094	1:06.072	167.2	50:21.780
23	1	2:22.502	30.639	45.979	1:05.884	182.5	52:44.282



Campionato Italiano Autostoriche Gruppo Peroni Race 11-12.07.2020 Race

Sector Analysis

— Invalidated Lap
 ■ Personal Best
 ■ Session Best
 ■ Crossing the finish line in the pit lane

Lap	D	Time	Sector 1	Sector 2	Sector 3	T.Spd	Elapsed	Lap	D	Time	Sector 1	Sector 2	Sector 3	T.Spd	Elapsed
24	1	2:21.099	32.315	45.232	1:03.552	162.6	55:05.381	20	1	2:28.776	32.240	48.364	1:08.172	165.9	50:12.428
25	1	2:25.146	34.001	45.943	1:05.202	150.3	57:30.527	21	1	2:28.421	32.387	48.311	1:07.723	163.6	52:40.849
26	1	2:21.342	30.233	46.847	1:04.262	172.4	59:51.869	22	1	2:22.658	31.902	46.517	1:04.239	163.3	55:03.507
27	1	2:18.823	31.024	44.854	1:02.945	177.0	1:02:10.692	23	1	2:22.300	31.595	46.186	1:04.519	172.4	57:25.807

99

1.Massimiliano DEL NIBBIO
 2.Andrea CASTRONOVO
 BMW 2002 Ti
 i2/H1 - TC/2000

1	2	2:23.059	33.583	45.614	1:03.862		2:23.059
2	2	2:17.929	29.371	44.696	1:03.862	199.7	4:40.988
3	2	2:17.996	29.501	45.022	1:03.473	193.1	6:58.984
4	2	2:17.580	29.818	44.752	1:03.010	193.5	9:16.564
5	2	2:17.647	29.257	45.093	1:03.297	195.6	11:34.211
6	2	2:16.932	29.280	44.269	1:03.383	195.6	13:51.143
7	2	2:17.322	29.419	44.946	1:02.957	193.1	16:08.465
8	2	2:17.589	29.224	44.962	1:03.403	194.6	18:26.054
9	2	2:20.060	29.115	45.455	1:05.490	195.6	20:46.114
10	2	2:16.450	28.926	44.472	1:03.052	196.4	23:02.564
11	2	2:14.203	28.465	43.852	1:01.886	196.0	25:16.767
12	2	2:15.057	28.683	44.684	1:01.690	199.3	27:31.824
13	2	2:16.339	29.039	45.061	1:02.239	200.5	29:48.163
14	2	2:17.676	29.143	44.998	1:03.535	195.3	32:05.839
15	2	3:58.046B	28.605	44.817	2:44.624	198.2	36:03.885
16	1	2:40.617	47.409	48.038	1:05.170	130.8	38:44.502
17	1	2:24.886	31.632	47.682	1:05.572	172.4	41:09.388
18	1	2:23.489	30.378	46.260	1:06.851	180.0	43:32.877
19	1	2:19.529	30.174	45.007	1:04.348	180.6	45:52.406
20	1	2:21.569	30.144	45.336	1:06.089	179.7	48:13.975
21	1	2:23.901	31.187	47.131	1:05.583	170.2	50:37.876
22	1	2:21.715	30.529	45.699	1:05.487	171.5	52:59.591
23	1	2:19.928	30.470	45.470	1:03.988	178.8	55:19.519
24	1	2:17.666	29.797	44.972	1:02.897	188.0	57:37.185
25	1	2:16.913	29.256	44.696	1:02.961	196.0	59:54.098
26	1	2:17.298	29.705	44.782	1:02.811	196.4	1:02:11.396

104

1.Giovanni PUTELLI
 Lotus Elan
 G1-GTS/1600

1	1	2:31.824	37.535	47.830	1:06.459		2:31.824
2	1	2:27.130	32.158	47.586	1:07.386	167.7	4:58.954
3	1	2:26.752	31.697	47.534	1:07.521	174.7	7:25.706
4	1	2:25.764	32.079	47.255	1:06.430	165.9	9:51.470
5	1	2:22.514	31.006	46.346	1:05.162	167.2	12:13.984
6	1	2:24.129	30.667	46.442	1:07.020	181.5	14:38.113
7	1	2:25.195	30.369	48.690	1:06.136	173.8	17:03.308
8	1	2:24.399	30.697	47.286	1:06.416	178.8	19:27.707
9	1	2:22.926	30.409	46.724	1:05.793	183.7	21:50.633
10	1	3:53.665B	30.426	47.223	2:36.016	182.2	25:44.298
11	1	2:36.205	42.116	47.448	1:06.641	122.6	28:20.503
12	1	2:23.531	31.517	47.038	1:04.976	177.9	30:44.034
13	1	2:22.727	30.986	46.020	1:05.721	176.4	33:06.761
14	1	2:24.182	31.637	46.998	1:05.547	158.9	35:30.943
15	1	2:23.637	31.807	46.535	1:05.295	153.2	37:54.580
16	1	2:25.060	30.618	47.462	1:06.980	176.1	40:19.640
17	1	2:28.939	32.068	48.488	1:08.383	163.8	42:48.579
18	1	2:30.218	32.686	48.376	1:09.156	156.1	45:18.797
19	1	2:24.855	30.988	47.377	1:06.490	171.3	47:43.652

106

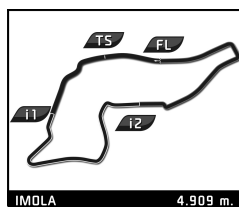
SC. AB MOTORSPORT
 1.Giovanni SERIO
 2.Francesco PANTALEO
 A.R. Giulia Sprint GTA
 /H1 - GTS/1600

1	2	2:19.415	32.192	44.945	1:02.278		2:19.415
2	2	2:15.224	28.938	43.873	1:02.413	200.1	4:34.639
3	2	2:15.001	29.269	43.812	1:01.920	195.3	6:49.640
4	2	2:14.574	28.942	43.834	1:01.798	194.2	9:04.214
5	2	2:16.998	31.021	44.683	1:01.294	196.4	11:21.212
6	2	2:15.470	28.587	44.496	1:02.387	200.5	13:36.682
7	2	2:15.273	29.031	44.160	1:02.082	194.9	15:51.955
8	2	2:15.813	29.068	44.651	1:02.094	196.7	18:07.768
9	2	2:16.081	28.596	44.576	1:02.909	197.5	20:23.849
10	2	2:16.268	28.895	44.831	1:02.542	194.6	22:40.117
11	2	2:16.668	29.071	44.476	1:03.121	196.4	24:56.785
12	2	2:15.502	29.118	44.000	1:02.384	194.9	27:12.287
13	2	2:15.151	29.287	43.640	1:02.224	194.6	29:27.438
14	2	3:39.969B	29.011	44.780	2:26.178	195.6	33:07.407
15	1	2:37.334	47.747	45.475	1:04.112	131.8	35:44.741
16	1	2:19.673	29.933	45.645	1:04.095	193.5	38:04.414
17	1	2:18.441	29.513	45.400	1:03.528	193.1	40:22.855
18	1	2:21.816	30.091	46.541	1:05.184	197.8	42:44.671
19	1	2:18.578	29.344	46.089	1:03.145	195.3	45:03.249
20	1	2:17.257	29.254	45.300	1:02.703	195.3	47:20.506
21	1	2:17.702	29.178	45.687	1:02.837	195.6	49:38.208
22	1	2:18.195	29.724	44.695	1:03.776	197.5	51:56.403
23	1	2:16.932	29.211	44.773	1:02.948	195.3	54:13.335
24	1	2:20.574	31.372	45.787	1:03.415	194.2	56:33.909
25	1	2:18.890	29.349	45.537	1:04.004	194.6	58:52.799
26	1	2:18.332	29.861	45.267	1:03.204	191.4	1:01:11.131
27	1	2:18.759	29.499	45.807	1:03.453	188.0	1:03:29.890

107

AB MOTORSPORT
 1.Andrea DAMIANI
 2.Renato BENUSIGLIO
 Porsche 911 S
 /H1 - GTS/2000

1	2	2:27.440	35.062	47.372	1:05.006		2:27.440
2	2	2:23.643	30.125	47.240	1:06.278	202.0	4:51.083
3	2	2:23.662	30.559	47.688	1:05.415	196.4	7:14.745
4	2	2:22.073	30.128	46.696	1:05.249	201.6	9:36.818
5	2	2:21.464	29.856	46.360	1:05.248	197.5	11:58.282
6	2	2:24.284	32.148	46.874	1:05.262	172.7	14:22.566
7	2	2:22.714	30.286	47.234	1:05.194	190.4	16:45.280
8	2	2:21.816	30.360	46.518	1:04.938	198.2	19:07.096
9	2	2:22.094	30.384	46.367	1:05.343	189.3	21:29.190
10	2	2:22.606	30.402	46.752	1:05.452	191.7	23:51.796
11	2	4:29.821B	30.687	47.430	3:11.704	186.7	28:21.617
12	1	2:40.265	47.429	47.259	1:05.577	134.8	31:01.882
13	1	2:23.794	30.654	47.383	1:05.757	191.7	33:25.676
14	1	2:22.147	30.720	47.054	1:04.373	174.7	35:47.823
15	1	2:20.292	29.359	46.263	1:04.670	209.2	38:08.115

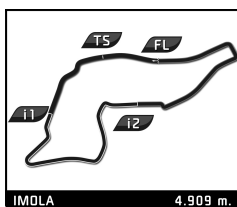


Campionato Italiano Autostoriche Gruppo Peroni Race 11-12.07.2020 Race

Sector Analysis

— Invalidated Lap ■ Personal Best ■ Session Best B Crossing the finish line in the pit lane

Lap	D	Time	Sector 1	Sector 2	Sector 3	T.Spd	Elapsed	Lap	D	Time	Sector 1	Sector 2	Sector 3	T.Spd	Elapsed
108	TAZIO NUVOLARI Porsche 914/6 /H1 - GTS/2000							24	2	2:09.041	27.110	42.919	59.012	221.0	54:19.430
	1.Andrea ZANNONI							25	2	2:08.983	27.669	42.858	58.456	208.3	56:28.413
1	1	2:25.040	34.321	46.428	1:04.291		2:25.040	26	2	2:10.543	27.457	42.637	1:00.449	223.3	58:38.956
2	1	2:18.008	29.479	45.395	1:03.134	202.4	4:43.048	27	2	2:08.318	27.370	42.405	58.543	220.0	1:00:47.274
3	1	2:16.139	28.871	44.684	1:02.584	201.2	6:59.187	28	2	2:09.105	28.125	42.292	58.688	197.8	1:02:56.379
4	1	2:19.910	31.354	45.034	1:03.522	190.0	9:19.097	<div style="border: 1px solid black; padding: 5px; margin-bottom: 5px;"> 126 </div> 1.Thomas GIOVANNINI 2.Michele RIGONI Fiat Ritmo 65 H2/I - TC/1300							
5	1	2:18.964	29.238	46.849	1:02.877	198.6	11:38.061								
6	1	2:17.096	29.070	45.162	1:02.864	202.4	13:55.157								
7	1	2:16.613	29.110	45.488	1:02.015	200.8	16:11.770								
8	1	2:15.067	29.176	44.479	1:01.412	202.0	18:26.837								
9	1	2:17.294	28.979	45.203	1:03.112	203.1	20:44.131								
10	1	2:16.114	29.158	44.910	1:02.046	200.8	23:00.245								
11	1	2:15.858	29.127	44.792	1:01.939	203.1	25:16.103								
12	1	2:15.127	28.978	44.394	1:01.755	199.3	27:31.230								
13	1	2:17.036	29.412	45.806	1:01.818	200.5	29:48.266								
14	1	2:17.157	28.670	45.033	1:03.454	204.7	32:05.423								
15	1	3:41.800 B	28.669	44.077	2:29.054	200.1	35:47.223								
16	1	2:35.599	46.010	46.454	1:03.135	126.3	38:22.822								
17	1	2:18.274	29.472	46.729	1:02.073	205.1	40:41.096								
18	1	2:19.178	30.044	46.615	1:02.519	202.0	43:00.274								
19	1	2:16.854	29.691	44.432	1:02.731	210.8	45:17.128								
20	1	2:16.487	29.403	45.114	1:01.970	196.0	47:33.615								
21	1	2:20.760	30.006	46.472	1:04.282	198.2	49:54.375								
22	1	2:17.714	29.675	45.275	1:02.764	199.3	52:12.089								
23	1	2:21.543	29.413	44.592	1:07.538	203.5	54:33.632								
24	1	2:23.900	31.811	46.278	1:05.811	181.9	56:57.532								
25	1	2:19.730	29.673	46.179	1:03.878	199.3	59:17.262								
26	1	2:22.700	30.575	46.224	1:05.901	199.3	1:01:39.962								
115	SC. AB MOTORSPORT Porsche 911 3.0 GTS/ oltre 2500							<div style="border: 1px solid black; padding: 5px; margin-bottom: 5px;"> 138 </div> 1.Andrea TESSARO Fiat X1/9 H2/I - SIL/1600							
	1.Andrea CABIANCA														
2.Maurizio FRATTI															
1	1	2:14.721	30.179	44.356	1:00.186		2:14.721								
2	1	2:12.315	27.909	43.588	1:00.818	211.7	4:27.036								
3	1	2:11.910	27.990	43.510	1:00.410	218.2	6:38.946								
4	1	2:12.660	28.104	43.500	1:01.056	208.8	8:51.606								
5	1	2:10.820	27.821	43.532	59.467	214.7	11:02.426								
6	1	2:10.302	27.463	43.179	59.660	221.0	13:12.728								
7	1	2:13.420	27.662	44.424	1:01.334	219.6	15:26.148								
8	1	2:14.183	28.031	44.052	1:02.100	207.1	17:40.331								
9	1	2:12.493	28.041	43.980	1:00.472	212.5	19:52.824								
10	1	2:11.926	28.043	43.627	1:00.256	215.1	22:04.750								
11	1	2:11.843	27.670	43.390	1:00.783	218.7	24:16.593								
12	1	2:10.995	27.894	43.440	59.661	213.8	26:27.588								
13	1	2:13.140	27.687	44.971	1:00.482	215.1	28:40.728								
14	1	2:11.314	27.926	43.397	59.991	213.4	30:52.042								
15	1	3:42.588 B	27.643	43.479	2:31.466	214.7	34:34.630								
16	2	2:26.478	42.686	43.795	59.997	136.4	37:01.108								
17	2	2:10.592	28.115	43.091	59.386	210.0	39:11.700								
18	2	2:10.326	27.527	43.570	59.229	220.0	41:22.026								
19	2	2:09.971	27.478	42.715	59.778	220.5	43:31.997								
20	2	2:09.712	28.354	42.931	58.427	217.3	45:41.709								
21	2	2:09.311	27.930	43.156	58.225	215.1	47:51.020								
22	2	2:09.675	26.825	43.696	59.154	223.3	50:00.695								
23	2	2:09.694	27.544	43.613	58.537	221.0	52:10.389								
1	1	2:17.517	32.670	44.037	1:00.810		2:17.517								
2	1	2:10.410	27.656	41.581	1:01.173	200.1	4:27.927								
3	1	2:11.920	27.391	43.502	1:01.027	200.5	6:39.847								
4	1	2:12.666	27.565	43.325	1:01.776	198.6	8:52.513								
5	1	2:11.124	27.997	42.720	1:00.407	200.5	11:03.637								
6	1	2:10.141	27.598	42.175	1:00.368	199.7	13:13.778								
7	1	2:10.047	27.616	42.798	59.633	197.1	15:23.825								
8	1	2:09.084	27.880	41.594	59.610	195.6	17:32.909								
9	1	2:08.688	27.523	41.573	59.592	199.7	19:41.597								
10	1	2:08.440	27.573	41.105	59.762	196.4	21:50.037								
11	1	2:11.385	27.563	43.893	59.929	197.5	24:01.422								
12	1	2:09.827	27.301	42.301	1:00.225	203.5	26:11.249								
13	1	2:11.699	28.627	42.059	1:01.013	196.7	28:22.948								
14	1	2:10.619	28.707	42.461	59.451	203.1	30:33.567								
15	1	2:08.201	27.776	41.365	59.060	197.5	32:41.768								
16	1	3:29.445 B	28.163	41.876	2:19.406	196.4	36:11.213								
17	1	2:23.444	40.323	43.153	59.968	138.5	38:34.657								
18	1	2:10.821	27.754	42.208	1:00.859	196.4	40:45.478								
19	1	2:09.799	27.535	42.509	59.755	199.7	42:55.277								

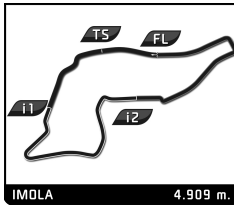


Campionato Italiano Autostoriche Gruppo Peroni Race 11-12.07.2020 Race

Sector Analysis

— Invalidated Lap
 ■ Personal Best
 ■ Session Best
 ■ Crossing the finish line in the pit lane

Lap	D	Time	Sector 1	Sector 2	Sector 3	T.Spd	Elapsed	Lap	D	Time	Sector 1	Sector 2	Sector 3	T.Spd	Elapsed
A.R. GTAm H2/I - SIL/2000															
141		1.Roberto ARNALDI													
1	1	2:11.457	28.990	42.751	59.716		2:11.457								
2	1	2:08.515	27.053	42.191	59.271	214.7	4:19.972								
3	1	2:08.188	27.325	42.147	58.716	209.6	6:28.160								
4	1	2:07.809	27.117	41.701	58.991	207.5	8:35.969								
5	1	2:08.384	27.636	42.189	58.559	211.7	10:44.353								
6	1	2:09.585	27.487	42.671	59.427	212.1	12:53.938								
7	1	2:08.264	27.656	42.036	58.572	212.1	15:02.202								
8	1	2:08.476	27.396	42.261	58.819	210.8	17:10.678								
9	1	2:08.620	28.023	42.126	58.471	212.5	19:19.298								
10	1	2:09.201	27.529	42.509	59.163	213.4	21:28.499								
11	1	2:08.793	27.378	42.752	58.663	209.6	23:37.292								
12	1	2:09.354	27.837	42.363	59.154	209.6	25:46.646								
13	1	2:07.460	27.564	41.730	58.166	216.4	27:54.106								
14	1	2:10.322	27.158	41.924	1:01.240	214.3	30:04.428								
15	1	2:09.831	27.480	42.849	59.502	213.0	32:14.259								
16	1	2:07.808	27.090	41.998	58.720	210.8	34:22.067								
17	1	3:34.436	27.619	42.288	2:24.529	210.4	37:56.503								
18	1	2:30.437	46.555	43.346	1:00.536	128.9	40:26.940								
19	1	2:10.338	27.925	42.772	59.641	209.6	42:37.278								
20	1	2:09.347	27.596	42.361	59.390	207.9	44:46.625								
21	1	2:10.762	27.966	42.882	59.914	210.4	46:57.387								
22	1	2:11.666	27.723	43.313	1:00.630	207.9	49:09.053								
23	1	2:13.260	28.346	43.463	1:01.451	200.1	51:22.313								
24	1	2:14.118	29.032	44.242	1:00.844	189.3	53:36.431								
25	1	2:10.313	28.129	42.788	59.396	202.0	55:46.744								
26	1	2:09.387	27.557	42.254	59.576	208.8	57:56.131								
27	1	2:08.573	27.635	42.376	58.562	209.2	1:00:04.704								
28	1	2:14.209	27.636	42.931	1:03.642	210.8	1:02:18.913								
GRT Motorsport 1.Gianluca CECCHINI															
151		BMW 635 - SIL/oltre 2000													
1	1	2:37.732	39.136	51.097	1:07.499		2:37.732								
2	1	2:23.857	31.180	46.467	1:06.210	187.0	5:01.589								
3	1	2:27.031	30.734	47.882	1:08.415	191.4	7:28.620								
4	1	2:22.914	30.054	47.030	1:05.830	189.7	9:51.534								
5	1	2:19.678	29.329	45.300	1:05.049	201.2	12:11.212								
6	1	2:22.912	29.541	46.458	1:06.913	188.3	14:34.124								
7	1	2:19.764	29.421	45.312	1:05.031	196.7	16:53.888								
8	1	2:21.212	29.642	47.131	1:04.439	195.6	19:15.100								
9	1	2:22.992	29.393	47.056	1:06.543	194.6	21:38.092								
10	1	2:21.239	29.315	45.639	1:06.285	195.6	23:59.331								
11	1	2:20.344	29.421	45.693	1:05.230	195.3	26:19.675								
12	1	3:48.593	29.537	45.823	2:33.233	188.3	30:08.268								
13	1	2:39.012	46.788	45.243	1:06.981	133.3	32:47.280								
14	1	2:19.249	29.325	45.294	1:04.630	200.1	35:06.529								
15	1	3:57.312	29.988	47.496	2:39.828	181.5	39:03.841								
16	1	5:06.215	51.935	55.750	3:18.530	117.3	44:10.056								
17	1	2:52.791	49.792	52.308	1:10.691	111.5	47:02.847								
18	1	2:32.565	33.326	49.403	1:09.836	173.8	49:35.412								
19	1	2:34.133	33.080	49.058	1:11.995	174.1	52:09.545								
20	1	2:34.656	34.582	50.471	1:09.603	162.3	54:44.201								
21	1	2:36.970	32.115	51.633	1:13.222	174.9	57:21.171								
22	1	2:42.868	34.265	54.817	1:13.786	166.7	1:00:04.039								
23	1	2:39.922	35.547	52.111	1:12.264	152.1	1:02:43.961								
TEAM BASSANO 1.Mario MASSAGLIA															
156		Porsche 935 Turbo - SIL/oltre 2000													
1	1	2:04.094	27.086	41.214	55.794		2:04.094								
2	1	4:18.735	25.256	41.303	3:12.176	248.5	6:22.829								
3	1	2:20.169	42.640	40.674	56.855	165.4	8:42.998								
4	1	2:04.543	27.071	41.072	56.400	190.7	10:47.541								
1.Giovanni BASSI															
158		Peugeot 205 GTi odo J2 - A/2000													
1	1	2:38.007	38.798	50.853	1:08.356		2:38.007								
2	1	2:28.650	32.051	48.672	1:07.927	169.6	5:06.657								
3	1	2:27.117	31.513	47.734	1:07.870	183.7	7:33.774								
4	1	2:29.838	32.646	48.212	1:08.980	184.1	10:03.612								
SCUDERIA ETNA 1.Pierpaolo PIETRINI 2.Rosario SAPUPPO															
165		Ford Sierra Cosworth 2 - N/oltre 2000													
1	2	2:18.473	31.276	44.991	1:02.206		2:18.473								
2	2	2:13.543	28.217	43.976	1:01.350	208.3	4:32.016								
3	2	2:13.052	28.310	43.742	1:01.000	206.7	6:45.068								
4	2	2:13.169	28.135	44.235	1:00.799	208.3	8:58.237								
5	2	2:14.822	28.066	44.325	1:02.431	212.5	11:13.059								
6	2	2:16.561	28.970	45.631	1:01.960	191.0	13:29.620								

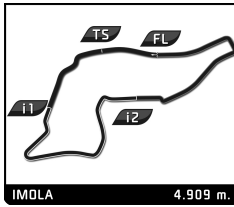


Campionato Italiano Autostoriche Gruppo Peroni Race 11-12.07.2020 Race

Sector Analysis

— Invalidated Lap
■ Personal Best
■ Session Best
■ Crossing the finish line in the pit lane

Lap	D	Time	Sector 1	Sector 2	Sector 3	T.Sp	Elapsed	Lap	D	Time	Sector 1	Sector 2	Sector 3	T.Sp	Elapsed
166 SC. DEL GRIFONE 1.Francesco LIBERATORE 2.Francesco ZADOTTI A.R. 75 I2 - A/oltre 2000															
1	1	2:14.523	30.485	43.545	1:00.493		2:14.523								
2	1	2:11.095	27.494	42.938	1:00.663	218.2	4:25.618								
3	1	2:11.522	27.631	42.798	1:01.093	205.1	6:37.140								
4	1	2:10.040	27.450	42.535	1:00.055	210.8	8:47.180								
5	1	2:10.461	27.556	42.856	1:00.049	202.8	10:57.641								
6	1	2:09.147	27.418	42.345	59.384	205.5	13:06.788								
7	1	2:08.787	27.245	41.931	59.611	201.2	15:15.575								
8	1	2:10.307	27.229	42.447	1:00.631	206.7	17:25.882								
9	1	2:10.779	27.641	42.962	1:00.176	214.3	19:36.661								
10	1	2:10.043	27.533	42.036	1:00.474	210.0	21:46.704								
11	1	2:10.971	27.547	42.942	1:00.482	205.1	23:57.675								
12	1	2:11.654	27.785	43.371	1:00.498	204.7	26:09.329								
13	1	2:13.682	29.076	43.035	1:01.571	186.7	28:23.011								
14	1	2:11.501	27.948	43.393	1:00.160	210.4	30:34.512								
15	1	2:08.111	27.240	41.716	59.155	189.0	32:42.623								
16	1	2:10.913	28.022	42.804	1:00.087	192.4	34:53.536								
17	1	3:34.424 B	26.874	41.978	2:25.572	218.2	38:27.960								
18	1	2:41.895	49.284	48.082	1:04.529	123.9	41:09.855								
19	1	2:19.538	30.764	44.802	1:03.972	171.3	43:29.393								
20	1	2:17.574	30.187	44.461	1:02.926	180.6	45:46.967								
21	1	2:16.094	29.365	45.095	1:01.634	192.4	48:03.061								
22	1	2:15.712	29.261	43.711	1:02.740	185.0	50:18.773								
23	1	2:14.857	29.047	44.043	1:01.767	190.0	52:33.630								
24	1	2:15.087	28.900	43.245	1:02.942	191.7	54:48.717								
25	1	2:15.821	28.967	44.199	1:02.655	191.7	57:04.538								
26	1	2:17.081	29.775	44.172	1:03.134	186.7	59:21.619								
27	1	2:25.164	30.579	45.657	1:08.928	178.2	1:01:46.783								
169 Maserati Biturbo I2 - A/oltre 2000															
1	1	2:20.499	33.028	45.012	1:02.459		2:20.499								
2	1	2:15.444	28.359	44.994	1:02.091	213.4	4:35.943								
3	1	2:16.025	28.865	44.776	1:02.384	204.7	6:51.968								
4	1	2:14.768	28.458	44.310	1:02.000	208.3	9:06.736								
5	1	2:14.024	28.264	44.567	1:01.193	209.2	11:20.760								
6	1	2:13.310	28.094	43.919	1:01.297	211.3	13:34.070								
7	1	2:15.856	28.585	45.088	1:02.183	198.6	15:49.926								
8	1	2:13.805	28.661	43.792	1:01.352	204.7	18:03.731								
9	1	2:13.325	28.016	44.137	1:01.172	212.5	20:17.056								
10	1	2:15.616	29.024	44.107	1:02.485	194.9	22:32.672								
11	1	2:15.370	28.530	44.286	1:02.554	197.1	24:48.042								
12	1	2:14.558	28.756	44.184	1:01.618	207.1	27:02.600								
13	1	2:14.294	28.646	43.828	1:01.820	204.3	29:16.894								
14	1	3:29.800 B	28.593	44.237	2:16.970	199.3	32:46.694								
15	1	2:30.415	44.449	43.578	1:02.388	135.0	35:17.109								
16	1	2:14.309	28.688	43.940	1:01.681	207.9	37:31.418								
17	1	2:14.294	28.490	44.067	1:01.737	207.5	39:45.712								
18	1	2:18.735	28.493	45.550	1:04.692	207.9	42:04.447								
19	1	2:15.217	29.186	44.403	1:01.628	193.5	44:19.664								
20	1	2:15.137	28.293	44.685	1:02.159	205.1	46:34.801								
21	1	2:14.649	28.933	44.676	1:01.040	202.8	48:49.450								
22	1	2:15.142	27.988	44.509	1:02.645	210.4	51:04.592								
23	1	2:14.421	28.465	43.682	1:02.274	207.9	53:19.013								
24	1	2:14.410	28.439	44.251	1:01.720	196.4	55:33.423								
25	1	2:14.327	28.871	44.354	1:01.102	207.5	57:47.750								
26	1	2:15.466	29.408	43.945	1:02.113	193.8	1:00:03.216								
27	1	2:17.500	31.548	44.575	1:01.377	163.3	1:02:20.716								
174 Porsche 944 Turbo I2 - B/oltre 1600															
1	1	2:22.938	35.346	45.829	1:01.763		2:22.938								
175 TEAM ITALIA 1.Giovanni AMBROSO 2.Denny ZARDO BMW 323i MSA/oltre 2500															
1	1	2:31.819	39.642	48.179	1:03.998		2:31.819								
2	1	2:20.191	30.393	45.791	1:04.007	189.3	4:52.010								
3	1	2:13.922	29.596	44.458	59.868	185.7	7:05.932								
4	1	2:39.076 B	29.471	46.293	1:23.312	192.8	9:45.008								
5	1	2:28.782	42.182	44.221	1:02.379	161.8	12:13.790								
6	1	2:14.592	28.673	45.852	1:00.067	191.7	14:28.382								
7	1	2:10.053	27.771	44.038	58.244	210.8	16:38.435								
8	1	2:07.576	27.520	41.994	58.062	198.2	18:46.011								
9	1	3:37.074 B	28.137	43.307	2:25.630	193.5	22:23.085								
10	2	2:21.337	43.700	40.625	57.012	153.8	24:44.422								
11	2	2:00.661	25.652	39.828	55.181	219.1	26:45.083								
12	2	2:00.895	25.388	39.661	55.846	224.2	28:45.978								
13	2	2:00.392	25.000	40.707	54.685	237.3	30:46.370								
14	2	2:00.296	25.966	39.614	54.716	216.0	32:46.666								
15	2	2:00.439	25.057	41.162	54.220	229.1	34:47.105								
16	2	1:58.835	25.172	38.881	54.782	232.6	36:45.940								
17	2	1:58.617	25.097	39.149	54.371	234.2	38:44.557								
168 GRT Motorsport 1.Enrico GUASTI A.R. 75 I2 - A/oltre 2000															
1	1	2:37.554	38.345	50.700	1:08.509		2:37.554								
2	1	2:28.912	32.056	48.425	1:08.431	175.5	5:06.466								
3	1	2:27.023	31.067	47.908	1:08.048	189.7	7:33.489								
4	1	2:28.691	32.515	48.130	1:08.046	180.9	10:02.180								
5	1	2:29.710	31.839	49.026	1:08.845	182.5	12:31.890								
6	1	2:30.168	31.629	49.116	1:09.423	180.9	15:02.058								
7	1	2:28.851	31.378	48.572	1:08.901	179.4	17:30.909								
8	1	2:32.791	33.410	49.984	1:09.397	163.8	20:03.700								
9	1	2:29.338	32.098	49.224	1:08.016	174.7	22:33.038								
10	1	2:26.306	30.903	47.713	1:07.690	189.0	24:59.344								
11	1	2:31.808	33.392	49.357	1:09.509	163.1	27:31.152								
12	1	2:25.635	31.578	46.851	1:07.206	172.7	29:56.787								
13	1	4:00.917 B	31.907	47.757	2:41.253	177.3	33:57.704								
14	1	2:54.468	58.765	48.427	1:07.276	113.9	36:52.172								
15	1	2:25.776	31.399	47.303	1:07.074	184.4	39:17.948								



Campionato Italiano Autostoriche

Gruppo Peroni Race 11-12.07.2020

Race

Sector Analysis

— Invalidated Lap
 ■ Personal Best
 ■ Session Best
 B Crossing the finish line in the pit lane

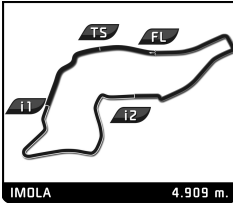
Lap	D	Time	Sector 1	Sector 2	Sector 3	T.Spd	Elapsed	Lap	D	Time	Sector 1	Sector 2	Sector 3	T.Spd	Elapsed
18	2	1:59.227	24.954	39.393	54.880	233.1	40:43.784								
19	2	2:00.202	25.548	38.857	55.797	227.1	42:43.986								
20	2	1:58.573	24.983	39.209	54.381	232.1	44:42.559								
21	2	2:02.868	26.036	40.751	56.081	217.3	46:45.427								
22	2	2:03.003	26.132	40.543	56.328	216.9	48:48.430								
23	2	2:04.527	26.036	40.645	57.846	209.6	50:52.957								
24	2	2:06.464	26.430	41.888	58.146	211.7	52:59.421								
25	2	2:07.866	27.155	42.304	58.407	210.4	55:07.287								
26	2	2:01.308	26.955	39.693	54.660	205.9	57:08.595								
27	2	2:01.903	25.710	40.002	56.191	225.7	59:10.498								
28	2	2:01.340	25.615	39.798	55.927	220.5	1:01:11.838								

176

TVR Tuscan Speed 8 GT
MSA/oltre 2500

1.Vito TRUGLIA
2.Gilles GIOVANNINI

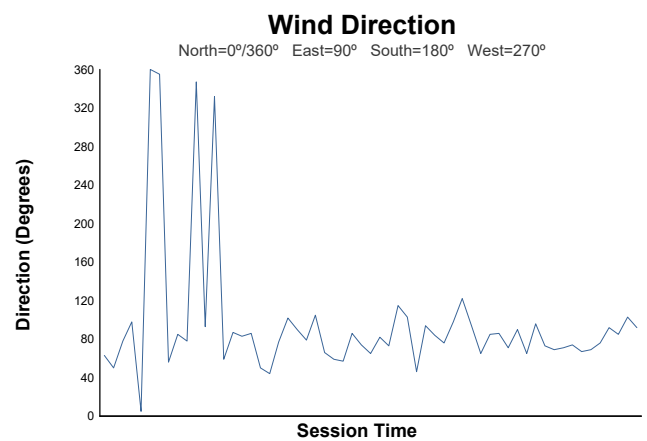
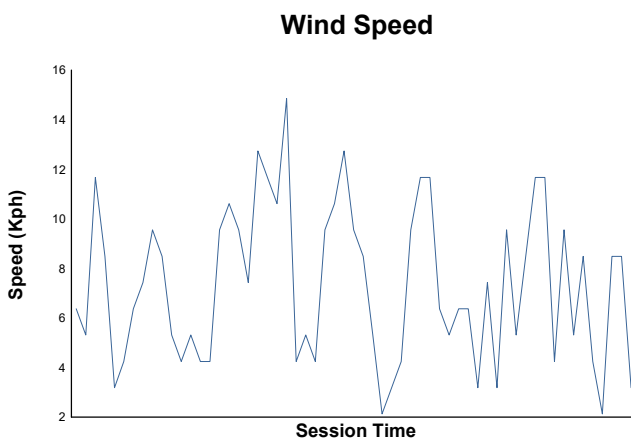
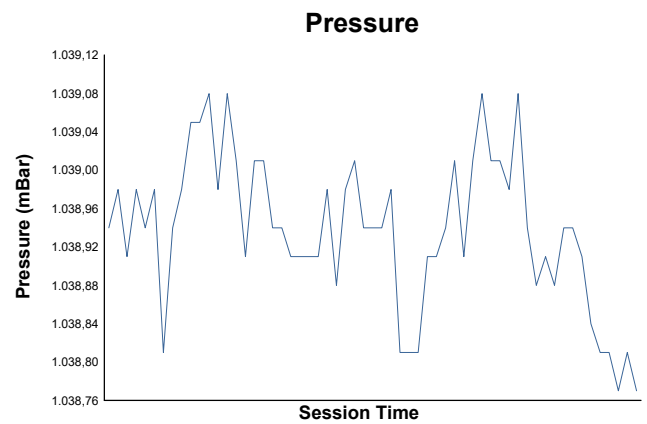
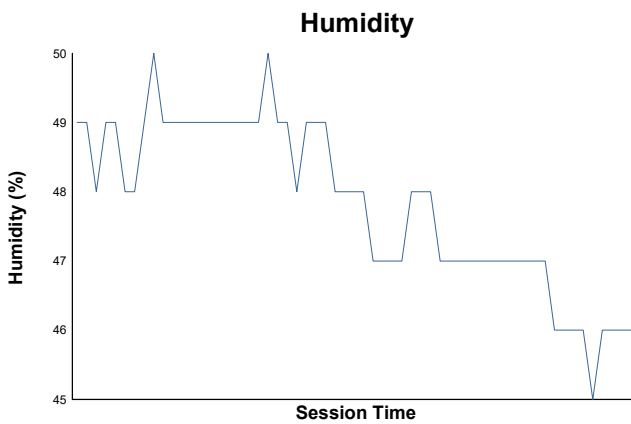
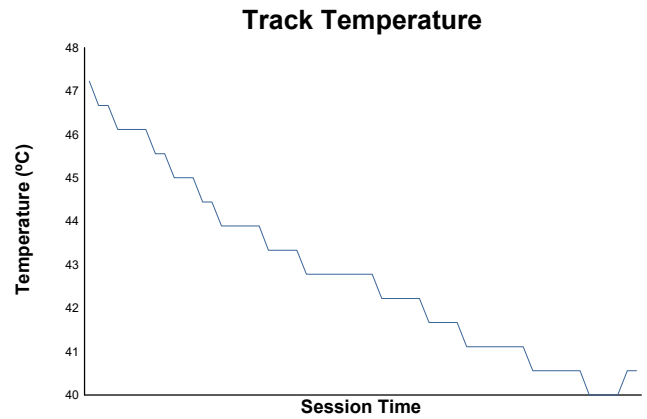
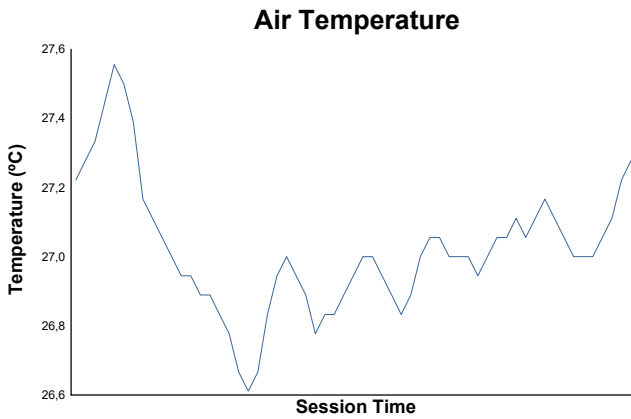
1	1	2:10.288	28.623	42.551	59.114		2:10.288								
2	1	2:11.716	27.993	43.948	59.775	196.7	4:22.004								
3	1	2:09.320	27.651	42.580	59.089	200.5	6:31.324								
4	1	2:10.839	27.338	42.672	1:00.829	202.4	8:42.163								
5	1	2:07.764	27.137	42.575	58.052	201.2	10:49.927								
6	1	2:08.142	27.402	41.269	59.471	206.3	12:58.069								
7	1	2:07.345	26.839	41.641	58.865	209.6	15:05.414								
8	1	2:07.987	27.986	42.513	57.488	209.6	17:13.401								
9	1	2:08.878	28.636	42.334	57.908	196.7	19:22.279								
10	1	2:06.517	27.027	42.256	57.234	205.5	21:28.796								
11	1	4:33.478 B	27.572	41.759	3:24.147	188.0	26:02.274								
12	2	2:20.561	42.004	41.499	57.058	147.0	28:22.835								
13	2	2:02.250	26.167	40.604	55.479	212.5	30:25.085								
14	2	2:03.499	26.684	41.074	55.741	196.4	32:28.584								
15	2	2:03.411	26.299	41.309	55.803	198.2	34:31.995								
16	2	2:03.624	26.633	41.237	55.754	197.1	36:35.619								
17	2	2:05.475	26.250	41.642	57.583	205.1	38:41.094								
18	2	2:04.174	26.666	40.819	56.689	187.7	40:45.268								
19	2	2:05.062	26.705	42.058	56.299	202.0	42:50.330								
20	2	2:04.813	27.879	41.474	55.460	177.9	44:55.143								
21	2	2:03.738	26.162	41.060	56.516	203.5	46:58.881								
22	2	2:05.579	26.475	43.846	55.258	196.7	49:04.460								
23	2	2:03.286	27.031	40.728	55.527	185.4	51:07.746								
24	2	2:03.317	26.139	41.092	56.086	196.7	53:11.063								
25	2	2:04.006	26.711	40.838	56.457	197.5	55:15.069								
26	2	2:05.090	27.159	41.125	56.806	191.7	57:20.159								
27	2	2:06.547	26.872	41.762	57.913	189.7	59:26.706								
28	2	2:06.867	26.918	41.941	58.008	193.8	1:01:33.573								



Gruppo Peroni Race 11-12.07.2020

Campionato Italiano Autostoriche Race

Weather Report



Track Status: **DRY**